

**B. E. COMMON TO ALL PROGRAMMES**  
**Choice Based Credit System (CBCS) and Outcome Based Education (OBE)**  
**SEMESTER - III**

**TRANSFORM CALCULUS, FOURIER SERIES AND NUMERICAL TECHNIQUES**

Course Code	<b>18MAT31</b>	CIE Marks	40
Teaching Hours/Week (L: T:P)	(2:2:0)	SEE Marks	60
Credits	03	Exam Hours	03

**Course Learning Objectives:**

- To have an insight into Fourier series, Fourier transforms, Laplace transforms, Difference equations and Z-transforms.
- To develop the proficiency in variational calculus and solving ODE's arising in engineering applications, using numerical methods.

**Module-1**

**Laplace Transform:** Definition and Laplace transforms of elementary functions (statements only). Laplace transforms of Periodic functions (statement only) and unit-step function – problems.

**Inverse Laplace Transform:** Definition and problems, Convolution theorem to find the inverse Laplace transforms (without Proof) and problems. Solution of linear differential equations using Laplace transforms.

**Module-2**

**Fourier Series:** Periodic functions, Dirichlet's condition. Fourier series of periodic functions period  $2\pi$  and arbitrary period. Half range Fourier series. Practical harmonic analysis.

**Module-3**

**Fourier Transforms:** Infinite Fourier transforms, Fourier sine and cosine transforms. Inverse Fourier transforms. Problems.

**Difference Equations and Z-Transforms:** Difference equations, basic definition, z-transform-definition, Standard z-transforms, Damping and shifting rules, initial value and final value theorems (without proof) and problems, Inverse z-transform and applications to solve difference equations.

**Module-4**

**Numerical Solutions of Ordinary Differential Equations(ODE's):**

Numerical solution of ODE's of first order and first degree- Taylor's series method, Modified Euler's method. Runge -Kutta method of fourth order, Milne's and Adam-Bash forth predictor and corrector method (No derivations of formulae)-Problems.

**Module-5**

**Numerical Solution of Second Order ODE's:** Runge-Kutta method and Milne's predictor and corrector method. (No derivations of formulae).

**Calculus of Variations:** Variation of function and functional, variational problems, Euler's equation, Geodesics, hanging chain, problems.

**Course outcomes:** At the end of the course the student will be able to:

- CO1: Use Laplace transform and inverse Laplace transform in solving differential/ integral equation arising in network analysis, control systems and other fields of engineering.
- CO2: Demonstrate Fourier series to study the behaviour of periodic functions and their applications in system communications, digital signal processing and field theory.
- CO3: Make use of Fourier transform and Z-transform to illustrate discrete/continuous function arising in wave and heat propagation, signals and systems.
- CO4: Solve first and second order ordinary differential equations arising in engineering problems using single step and multistep numerical methods.
- CO5: Determine the externals of functionals using calculus of variations and solve problems arising in dynamics of rigid bodies and vibrational analysis.

**Question paper pattern:**

- The question paper will have ten full questions carrying equal marks.
- Each full question will be for 20 marks.
- There will be two full questions (with a maximum of four sub- questions) from each module.
- Each full question will have sub- question covering all the topics under a module.
- The students will have to answer five full questions, selecting one full question from each module.

Sl. No.	Title of the Book	Name of the Author/s	Name of the Publisher	Edition and Year
<b>Textbooks</b>				
1	Advanced Engineering Mathematics	E. Kreyszig	John Wiley & Sons	10 <sup>th</sup> Edition, 2016
2	Higher Engineering Mathematics	B. S. Grewal	Khanna Publishers	44 <sup>th</sup> Edition, 2017
3	Engineering Mathematics	Srimanta Pal et al	Oxford University Press	3 <sup>rd</sup> Edition, 2016
<b>Reference Books</b>				
1	Advanced Engineering Mathematics	C. Ray Wylie, Louis C. Barrett	McGraw-Hill Book Co	6 <sup>th</sup> Edition, 1995
2	Introductory Methods of Numerical Analysis	S.S.Sastry	Prentice Hall of India	4 <sup>th</sup> Edition 2010
3	Higher Engineering Mathematics	B.V. Ramana	McGraw-Hill	11 <sup>th</sup> Edition, 2010
4	A Textbook of Engineering Mathematics	N.P.Bali and Manish Goyal	Laxmi Publications	6 <sup>th</sup> Edition, 2014
5	Advanced Engineering Mathematics	Chandrika Prasad and Reena Garg	Khanna Publishing,	2018
<b>Web links and Video Lectures:</b>				
1. <a href="http://nptel.ac.in/courses.php?disciplineID=111">http://nptel.ac.in/courses.php?disciplineID=111</a>				
2. <a href="http://www.class-central.com/subject/math(MOOCs)">http://www.class-central.com/subject/math(MOOCs)</a>				
3. <a href="http://academicearth.org/">http://academicearth.org/</a>				
4. VTU EDUSAT PROGRAMME - 20				

<b>DATA STRUCTURES AND APPLICATIONS</b> (Effective from the academic year 2018 -2019) <b>SEMESTER – III</b>			
<b>Course Code</b>	<b>18CS32</b>	<b>CIE Marks</b>	40
<b>Number of Contact Hours/Week</b>	3:2:0	<b>SEE Marks</b>	60
<b>Total Number of Contact Hours</b>	50	<b>Exam Hours</b>	03
<b>CREDITS –4</b>			
<b>Course Learning Objectives:</b> This course (18CS32) will enable students to:			
<ul style="list-style-type: none"> <li>• Explain fundamentals of data structures and their applications essential for programming/problem solving.</li> <li>• Illustrate linear representation of data structures: Stack, Queues, Lists, Trees and Graphs.</li> <li>• Demonstrate sorting and searching algorithms.</li> <li>• Find suitable data structure during application development/Problem Solving.</li> </ul>			
<b>Module 1</b>			<b>Contact Hours</b>
<p><b>Introduction:</b> Data Structures, Classifications (Primitive &amp; Non Primitive), Data structure Operations, Review of Arrays, Structures, Self-Referential Structures, and Unions. Pointers and Dynamic Memory Allocation Functions. Representation of Linear Arrays in Memory, Dynamically allocated arrays.</p> <p><b>Array Operations:</b> Traversing, inserting, deleting, searching, and sorting. Multidimensional Arrays, Polynomials and Sparse Matrices.</p> <p><b>Strings:</b> Basic Terminology, Storing, Operations and Pattern Matching algorithms. Programming Examples.</p> <p><b>Textbook 1: Chapter 1: 1.2, Chapter 2: 2.2 - 2.7 Textbook 2: Chapter 1: 1.1 - 1.4, Chapter 3: 3.1 - 3.3, 3.5, 3.7, Chapter 4: 4.1 - 4.9, 4.14 Reference 3: Chapter 1: 1.4</b></p> <p><b>RBT: L1, L2, L3</b></p>			10
<b>Module 2</b>			
<p><b>Stacks:</b> Definition, Stack Operations, Array Representation of Stacks, Stacks using Dynamic Arrays, Stack Applications: Polish notation, Infix to postfix conversion, evaluation of postfix expression.</p> <p><b>Recursion</b> - Factorial, GCD, Fibonacci Sequence, Tower of Hanoi, Ackerman's function.</p> <p><b>Queues:</b> Definition, Array Representation, Queue Operations, Circular Queues, Circular queues using Dynamic arrays, Dequeues, Priority Queues, A Mazing Problem. Multiple Stacks and Queues. Programming Examples.</p> <p><b>Textbook 1: Chapter 3: 3.1 -3.7 Textbook 2: Chapter 6: 6.1 -6.3, 6.5, 6.7-6.10, 6.12, 6.13</b></p> <p><b>RBT: L1, L2, L3</b></p>			10
<b>Module 3</b>			
<p><b>Linked Lists:</b> Definition, Representation of linked lists in Memory, Memory allocation; Garbage Collection. Linked list operations: Traversing, Searching, Insertion, and Deletion. Doubly Linked lists, Circular linked lists, and header linked lists. Linked Stacks and Queues. Applications of Linked lists – Polynomials, Sparse matrix representation. Programming Examples</p> <p><b>Textbook 1: Chapter 4: 4.1 – 4.6, 4.8, Textbook 2: Chapter 5: 5.1 – 5.10,</b></p> <p><b>RBT: L1, L2, L3</b></p>			10
<b>Module 4</b>			
<p><b>Trees:</b> Terminology, Binary Trees, Properties of Binary trees, Array and linked Representation of Binary Trees, Binary Tree Traversals - Inorder, postorder, preorder; Additional Binary tree operations. Threaded binary trees, Binary Search Trees – Definition, Insertion, Deletion, Traversal, Searching, Application of Trees-Evaluation of Expression, Programming Examples</p>			10

<b>Textbook 1: Chapter 5: 5.1 –5.5, 5.7; Textbook 2: Chapter 7: 7.1 – 7.9</b> <b>RBT: L1, L2, L3</b>	
<b>Module 5</b>	
<p><b>Graphs:</b> Definitions, Terminologies, Matrix and Adjacency List Representation Of Graphs, Elementary Graph operations, Traversal methods: Breadth First Search and Depth First Search.</p> <p><b>Sorting and Searching:</b> Insertion Sort, Radix sort, Address Calculation Sort.</p> <p><b>Hashing:</b> Hash Table organizations, Hashing Functions, Static and Dynamic Hashing.</p> <p><b>Files and Their Organization:</b> Data Hierarchy, File Attributes, Text Files and Binary Files, Basic File Operations, File Organizations and Indexing</p> <p><b>Textbook 1: Chapter 6 : 6.1 –6.2, Chapter 7:7.2, Chapter 8 : 8.1-8.3</b></p> <p><b>Textbook 2: Chapter 8 : 8.1 – 8.7, Chapter 9 : 9.1-9.3, 9.7, 9.9</b></p> <p><b>Reference 2: Chapter 16 : 16.1 - 16.7</b></p> <p><b>RBT: L1, L2, L3</b></p>	10
<b>Course Outcomes:</b> The student will be able to :	
<ul style="list-style-type: none"> <li>• Use different types of data structures, operations and algorithms</li> <li>• Apply searching and sorting operations on files</li> <li>• Use stack, Queue, Lists, Trees and Graphs in problem solving</li> <li>• Implement all data structures in a high-level language for problem solving.</li> </ul>	
<b>Question Paper Pattern:</b>	
<ul style="list-style-type: none"> <li>• The question paper will have ten questions.</li> <li>• Each full Question consisting of 20 marks</li> <li>• There will be 2 full questions (with a maximum of four sub questions) from each module.</li> <li>• Each full question will have sub questions covering all the topics under a module.</li> <li>• The students will have to answer 5 full questions, selecting one full question from each module.</li> </ul>	
<b>Textbooks:</b>	
<ol style="list-style-type: none"> <li>1. Ellis Horowitz and Sartaj Sahni, Fundamentals of Data Structures in C, 2<sup>nd</sup> Ed, Universities Press, 2014.</li> <li>2. Seymour Lipschutz, Data Structures Schaum's Outlines, Revised 1<sup>st</sup> Ed, McGraw Hill, 2014.</li> </ol>	
<b>Reference Books:</b>	
<ol style="list-style-type: none"> <li>1. Gilberg &amp; Forouzan, Data Structures: A Pseudo-code approach with C, 2<sup>nd</sup> Ed, Cengage Learning,2014.</li> <li>2. Reema Thareja, Data Structures using C, 3<sup>rd</sup> Ed, Oxford press, 2012.</li> <li>3. Jean-Paul Tremblay &amp; Paul G. Sorenson, An Introduction to Data Structures with Applications, 2<sup>nd</sup> Ed, McGraw Hill, 2013</li> <li>4. A M Tenenbaum, Data Structures using C, PHI, 1989</li> <li>5. Robert Kruse, Data Structures and Program Design in C, 2<sup>nd</sup> Ed, PHI, 1996.</li> </ol>	

<b>ANALOG AND DIGITAL ELECTRONICS</b> <b>(Effective from the academic year 2018 -2019)</b> <b>SEMESTER – III</b>			
<b>Course Code</b>	<b>18CS33</b>	<b>CIE Marks</b>	40
<b>Number of Contact Hours/Week</b>	3:0:0	<b>SEE Marks</b>	60
<b>Total Number of Contact Hours</b>	40	<b>Exam Hours</b>	03
<b>CREDITS –3</b>			
<b>Course Learning Objectives:</b> This course (18CS33) will enable students to:			
<ul style="list-style-type: none"> <li>• Explain the use of photoelectronics devices, 555 timer IC, Regulator ICs and uA741 opamp IC</li> <li>• Make use of simplifying techniques in the design of combinational circuits.</li> <li>• Illustrate combinational and sequential digital circuits</li> <li>• Demonstrate the use of flipflops and apply for registers</li> <li>• Design and test counters, Analog-to-Digital and Digital-to-Analog conversion techniques.</li> </ul>			
<b>Module 1</b>			<b>Contact Hours</b>
Photodiodes, Light Emitting Diodes and Optocouplers ,BJT Biasing :Fixed bias ,Collector to base Bias , voltage divider bias, Operational Amplifier Application Circuits: Multivibrators using IC-555, Peak Detector, Schmitt trigger, Active Filters, Non-Linear Amplifier, Relaxation Oscillator, Current-to-Voltage and Voltage-to-Current Converter , Regulated Power Supply Parameters, adjustable voltage regulator ,D to A and A to D converter.			08
<b>Text Book 1 :Part A:Chapter 2(Section 2.9,2.10,2.11), Chapter 4(Section 4.2 ,4.3,4.4),Chapter 7 (section (7.2,7.3.1,7.4,7.6 to 7.11), Chapter 8 (section (8.1,8.5), Chapter 9</b>			
<b>RBT: L1, L2</b>			
<b>Module 2</b>			
Karnaugh maps: minimum forms of switching functions, two and three variable Karnaugh maps, four variable karnaugh maps, determination of minimum expressions using essential prime implicants, Quine-McClusky Method: determination of prime implicants, The prime implicant chart, petricks method, simplification of incompletely specified functions, simplification using map-entered variables			08
<b>Text book 1:Part B: Chapter 5 ( Sections 5.1 to 5.4) Chapter 6(Sections 6.1 to 6.5)</b>			
<b>RBT: L1, L2</b>			
<b>Module 3</b>			
Combinational circuit design and simulation using gates: Review of Combinational circuit design, design of circuits with limited Gate Fan-in ,Gate delays and Timing diagrams, Hazards in combinational Logic, simulation and testing of logic circuits			08
Multiplexers, Decoders and Programmable Logic Devices: Multiplexers, three state buffers, decoders and encoders, Programmable Logic devices, Programmable Logic Arrays, Programmable Array Logic.			
<b>Text book 1:Part B: Chapter 8,Chapter 9 (Sections 9.1 to 9.6)</b>			
<b>RBT: L1, L2</b>			
<b>Module 4</b>			
Introduction to VHDL: VHDL description of combinational circuits, VHDL Models for			08

<p>multiplexers, VHDL Modules.</p> <p>Latches and Flip-Flops: Set Reset Latch, Gated Latches, Edge-Triggered D Flip Flop 3,SR Flip Flop, J K Flip Flop, T Flip Flop, Flip Flop with additional inputs, Asynchronous Sequential Circuits</p> <p><b>Text book 1:Part B: Chapter 10(Sections 10.1 to 10.3),Chapter 11 (Sections 11.1 to 11.9)</b>  <b>RBT: L1, L2</b></p>	
<p><b>Module 5</b></p>	
<p>Registers and Counters: Registers and Register Transfers, Parallel Adder with accumulator, shift registers, design of Binary counters, counters for other sequences, counter design using SR and J K Flip Flops, sequential parity checker, state tables and graphs</p> <p><b>Text book 1:Part B: Chapter 12(Sections 12.1 to 12.5),Chapter 13(Sections 13.1,13.3)</b>  <b>RBT: L1, L2</b></p>	08
<p><b>Course Outcomes:</b> The student will be able to :</p>	
<ul style="list-style-type: none"> <li>• Design and analyze application of analog circuits using photo devices, timer IC, power supply and regulator IC and op-amp.</li> <li>• Explain the basic principles of A/D and D/A conversion circuits and develop the same.</li> <li>• Simplify digital circuits using Karnaugh Map , and Quine-McClusky Methods</li> <li>• Explain Gates and flip flops and make us in designing different data processing circuits, registers and counters and compare the types.</li> <li>• Develop simple HDL programs</li> </ul>	
<p><b>Question Paper Pattern:</b></p>	
<ul style="list-style-type: none"> <li>• The question paper will have ten questions.</li> <li>• Each full Question consisting of 20 marks</li> <li>• There will be 2 full questions (with a maximum of four sub questions) from each module.</li> <li>• Each full question will have sub questions covering all the topics under a module.</li> <li>• The students will have to answer 5 full questions, selecting one full question from each module.</li> </ul>	
<p><b>Textbooks:</b></p>	
<p>1. Charles H Roth and Larry L Kinney, Analog and Digital Electronics, Cengage Learning,2019</p>	
<p><b>Reference Books:</b></p>	
<ol style="list-style-type: none"> <li>1. Anil K Maini, Varsha Agarwal, Electronic Devices and Circuits, Wiley, 2012.</li> <li>2. Donald P Leach, Albert Paul Malvino &amp; Goutam Saha, Digital Principles and Applications, 8<sup>th</sup> Edition, Tata McGraw Hill, 2015.</li> <li>3. M. Morris Mani, Digital Design, 4<sup>th</sup> Edition, Pearson Prentice Hall, 2008.</li> <li>4. David A. Bell, Electronic Devices and Circuits, 5<sup>th</sup> Edition, Oxford University Press, 2008</li> </ol>	

<b>COMPUTER ORGANIZATION</b> (Effective from the academic year 2018 -2019) <b>SEMESTER – III</b>			
<b>Course Code</b>	<b>18CS34</b>	<b>CIE Marks</b>	40
<b>Number of Contact Hours/Week</b>	3:0:0	<b>SEE Marks</b>	60
<b>Total Number of Contact Hours</b>	40	<b>Exam Hours</b>	03
<b>CREDITS –3</b>			
<b>Course Learning Objectives:</b> This course (18CS34) will enable students to:			
<ul style="list-style-type: none"> <li>• Explain the basic sub systems of a computer, their organization, structure and operation.</li> <li>• Illustrate the concept of programs as sequences of machine instructions.</li> <li>• Demonstrate different ways of communicating with I/O devices and standard I/O interfaces.</li> <li>• Describe memory hierarchy and concept of virtual memory.</li> <li>• Describe arithmetic and logical operations with integer and floating-point operands.</li> <li>• Illustrate organization of a simple processor, pipelined processor and other computing systems.</li> </ul>			
<b>Module 1</b>			<b>Contact Hours</b>
<b>Basic Structure of Computers:</b> Basic Operational Concepts, Bus Structures, Performance – Processor Clock, Basic Performance Equation, Clock Rate, Performance Measurement. <b>Machine Instructions and Programs:</b> Memory Location and Addresses, Memory Operations, Instructions and Instruction Sequencing, Addressing Modes, Assembly Language, Basic Input and Output Operations, Stacks and Queues, Subroutines, Additional Instructions, Encoding of Machine Instructions <b>Text book 1: Chapter1 – 1.3, 1.4, 1.6 (1.6.1-1.6.4, 1.6.7), Chapter2 – 2.2 to 2.10</b> <b>RBT: L1, L2, L3</b>			08
<b>Module 2</b>			
<b>Input/Output Organization:</b> Accessing I/O Devices, Interrupts – Interrupt Hardware, Direct Memory Access, Buses, Interface Circuits, Standard I/O Interfaces – PCI Bus, SCSI Bus, USB. <b>Text book 1: Chapter4 – 4.1, 4.2, 4.4, 4.5, 4.6, 4.7</b> <b>RBT: L1, L2, L3</b>			08
<b>Module 3</b>			
<b>Memory System:</b> Basic Concepts, Semiconductor RAM Memories, Read Only Memories, Speed, Size, and Cost, Cache Memories – Mapping Functions, Replacement Algorithms, Performance Considerations. <b>Text book 1: Chapter5 – 5.1 to 5.4, 5.5 (5.5.1, 5.5.2), 5.6</b> <b>RBT: L1, L2, L3</b>			08
<b>Module 4</b>			
<b>Arithmetic:</b> Numbers, Arithmetic Operations and Characters, Addition and Subtraction of Signed Numbers, Design of Fast Adders, Multiplication of Positive Numbers, Signed Operand Multiplication, Fast Multiplication, Integer Division. <b>Text book 1: Chapter2-2.1, Chapter6 – 6.1 to 6.6</b> <b>RBT: L1, L2, L3</b>			08
<b>Module 5</b>			
<b>Basic Processing Unit:</b> Some Fundamental Concepts, Execution of a Complete Instruction, Multiple Bus Organization, Hard-wired Control, Micro programmed Control. <b>Pipelining:</b> Basic concepts of pipelining, <b>Text book 1: Chapter7, Chapter8 – 8.1</b> <b>RBT: L1, L2, L3</b>			08
<b>Course Outcomes:</b> The student will be able to :			
<ul style="list-style-type: none"> <li>• Explain the basic organization of a computer system.</li> </ul>			

- Demonstrate functioning of different sub systems, such as processor, Input/output, and memory.
- Illustrate hardwired control and micro programmed control, pipelining, embedded and other computing systems.
- Design and analyse simple arithmetic and logical units.

**Question Paper Pattern:**

- The question paper will have ten questions.
- Each full Question consisting of 20 marks
- There will be 2 full questions (with a maximum of four sub questions) from each module.
- Each full question will have sub questions covering all the topics under a module.
- The students will have to answer 5 full questions, selecting one full question from each module.

**Textbooks:**

1. Carl Hamacher, Zvonko Vranesic, Safwat Zaky, Computer Organization, 5th Edition, Tata McGraw Hill, 2002. (Listed topics only from Chapters 1, 2, 4, 5, 6, 7, 8, 9 and 12)

**Reference Books:**

1. William Stallings: Computer Organization & Architecture, 9<sup>th</sup> Edition, Pearson, 2015.



<b>SOFTWARE ENGINEERING</b> (Effective from the academic year 2018 -2019) <b>SEMESTER – III</b>			
<b>Course Code</b>	<b>18CS35</b>	<b>CIE Marks</b>	40
<b>Number of Contact Hours/Week</b>	3:0:0	<b>SEE Marks</b>	60
<b>Total Number of Contact Hours</b>	40	<b>Exam Hours</b>	03
<b>CREDITS –3</b>			
<b>Course Learning Objectives:</b> This course (18CS35) will enable students to:			
<ul style="list-style-type: none"> <li>• Outline software engineering principles and activities involved in building large software programs. Identify ethical and professional issues and explain why they are of concern to software engineers.</li> <li>• Explain the fundamentals of object oriented concepts</li> <li>• Describe the process of requirements gathering, requirements classification, requirements specification and requirements validation. Differentiate system models, use UML diagrams and apply design patterns.</li> <li>• Discuss the distinctions between validation testing and defect testing.</li> <li>• Recognize the importance of software maintenance and describe the intricacies involved in software evolution. Apply estimation techniques, schedule project activities and compute pricing.</li> <li>• Identify software quality parameters and quantify software using measurements and metrics. List software quality standards and outline the practices involved.</li> </ul>			
<b>Module 1</b>			<b>Contact Hours</b>
<b>Introduction:</b> Software Crisis, Need for Software Engineering. Professional Software Development, Software Engineering Ethics. Case Studies. <b>Software Processes:</b> Models: Waterfall Model ( <b>Sec 2.1.1</b> ), Incremental Model ( <b>Sec 2.1.2</b> ) and Spiral Model ( <b>Sec 2.1.3</b> ). Process activities. <b>Requirements Engineering:</b> Requirements Engineering Processes ( <b>Chap 4</b> ). Requirements Elicitation and Analysis ( <b>Sec 4.5</b> ). Functional and non-functional requirements ( <b>Sec 4.1</b> ). The software Requirements Document ( <b>Sec 4.2</b> ). Requirements Specification ( <b>Sec 4.3</b> ). Requirements validation ( <b>Sec 4.6</b> ). Requirements Management ( <b>Sec 4.7</b> ). <b>RBT: L1, L2, L3</b>			08
<b>Module 2</b>			
What is Object orientation? What is OO development? OO Themes; Evidence for usefulness of OO development; OO modelling history. Modelling as Design technique: Modelling; abstraction; The Three models. <b>Introduction, Modelling Concepts and Class Modelling:</b> What is Object orientation? What is OO development? OO Themes; Evidence for usefulness of OO development; OO modelling history. Modelling as Design technique: Modelling; abstraction; The Three models. Class Modelling: Object and Class Concept; Link and associations concepts; Generalization and Inheritance; A sample class model; Navigation of class models; <b>Textbook 2: Ch 1,2,3.</b> <b>RBT: L1, L2 L3</b>			08
<b>Module 3</b>			
<b>System Models:</b> Context models ( <b>Sec 5.1</b> ). Interaction models ( <b>Sec 5.2</b> ). Structural models ( <b>Sec 5.3</b> ). Behavioral models ( <b>Sec 5.4</b> ). Model-driven engineering ( <b>Sec 5.5</b> ). <b>Design and Implementation:</b> Introduction to RUP ( <b>Sec 2.4</b> ), Design Principles ( <b>Chap 7</b> ). Object-oriented design using the UML ( <b>Sec 7.1</b> ). Design patterns ( <b>Sec 7.2</b> ). Implementation issues ( <b>Sec 7.3</b> ). Open source development ( <b>Sec 7.4</b> ). <b>RBT: L1, L2, L3</b>			08

<b>Module 4</b>	
<p><b>Software Testing:</b> Development testing (<b>Sec 8.1</b>), Test-driven development (<b>Sec 8.2</b>), Release testing (<b>Sec 8.3</b>), User testing (<b>Sec 8.4</b>). Test Automation (<b>Page no 212</b>).</p> <p><b>Software Evolution:</b> Evolution processes (<b>Sec 9.1</b>). Program evolution dynamics (<b>Sec 9.2</b>). Software maintenance (<b>Sec 9.3</b>). Legacy system management (<b>Sec 9.4</b>).</p> <p><b>RBT: L1, L2, L3</b></p>	08
<b>Module 5</b>	
<p><b>Project Planning:</b> Software pricing (<b>Sec 23.1</b>). Plan-driven development (<b>Sec 23.2</b>). Project scheduling (<b>Sec 23.3</b>): Estimation techniques (<b>Sec 23.5</b>). <b>Quality management:</b> Software quality (<b>Sec 24.1</b>). Reviews and inspections (<b>Sec 24.3</b>). Software measurement and metrics (<b>Sec 24.4</b>). Software standards (<b>Sec 24.2</b>)</p> <p><b>RBT: L1, L2, L3</b></p>	08
<b>Course Outcomes:</b> The student will be able to :	
<ul style="list-style-type: none"> <li>• Design a software system, component, or process to meet desired needs within realistic constraints.</li> <li>• Assess professional and ethical responsibility</li> <li>• Function on multi-disciplinary teams</li> <li>• Use the techniques, skills, and modern engineering tools necessary for engineering practice</li> <li>• Analyze, design, implement, verify, validate, implement, apply, and maintain software systems or parts of software systems</li> </ul>	
<b>Question Paper Pattern:</b>	
<ul style="list-style-type: none"> <li>• The question paper will have ten questions.</li> <li>• Each full Question consisting of 20 marks</li> <li>• There will be 2 full questions (with a maximum of four sub questions) from each module.</li> <li>• Each full question will have sub questions covering all the topics under a module.</li> <li>• The students will have to answer 5 full questions, selecting one full question from each module.</li> </ul>	
<b>Textbooks:</b>	
<ol style="list-style-type: none"> <li>1. Ian Sommerville: Software Engineering, 9th Edition, Pearson Education, 2012. (Listed topics only from Chapters 1,2,3,4, 5, 7, 8, 9, 23, and 24)</li> <li>2. Michael Blaha, James Rumbaugh: Object Oriented Modelling and Design with UML, 2<sup>nd</sup> Edition, Pearson Education, 2005.</li> </ol>	
<b>Reference Books:</b>	
<ol style="list-style-type: none"> <li>1. Roger S. Pressman: Software Engineering-A Practitioners approach, 7th Edition, Tata McGraw Hill.</li> <li>2. Pankaj Jalote: An Integrated Approach to Software Engineering, Wiley India</li> </ol>	

<b>DISCRETE MATHEMATICAL STRUCTURES</b> (Effective from the academic year 2018 -2019) <b>SEMESTER – III</b>			
<b>Course Code</b>	18CS36	<b>CIE Marks</b>	40
<b>Number of Contact Hours/Week</b>	3:0:0	<b>SEE Marks</b>	60
<b>Total Number of Contact Hours</b>	40	<b>Exam Hours</b>	03
<b>CREDITS –3</b>			
<b>Course Learning Objectives:</b> This course (18CS36) will enable students to:			
<ul style="list-style-type: none"> <li>• Provide theoretical foundations of computer science to perceive other courses in the programme.</li> <li>• Illustrate applications of discrete structures: logic, relations, functions, set theory and counting.</li> <li>• Describe different mathematical proof techniques,</li> <li>• Illustrate the importance of graph theory in computer science</li> </ul>			
<b>Module 1</b>			<b>Contact Hours</b>
<b>Fundamentals of Logic:</b> Basic Connectives and Truth Tables, Logic Equivalence – The Laws of Logic, Logical Implication – Rules of Inference. Fundamentals of Logic contd.: The Use of Quantifiers, Quantifiers, Definitions and the Proofs of Theorems. <b>Text book 1: Chapter2</b> <b>RBT: L1, L2, L3</b>			08
<b>Module 2</b>			
<b>Properties of the Integers:</b> The Well Ordering Principle – Mathematical Induction, <b>Fundamental Principles of Counting:</b> The Rules of Sum and Product, Permutations, Combinations – The Binomial Theorem, Combinations with Repetition. <b>Text book 1: Chapter4 – 4.1, Chapter1</b> <b>RBT: L1, L2, L3</b>			08
<b>Module 3</b>			
<b>Relations and Functions:</b> Cartesian Products and Relations, Functions – Plain and One-to-One, Onto Functions. The Pigeon-hole Principle, Function Composition and Inverse Functions. <b>Relations:</b> Properties of Relations, Computer Recognition – Zero-One Matrices and Directed Graphs, Partial Orders – Hasse Diagrams, Equivalence Relations and Partitions. <b>Text book 1: Chapter5 , Chapter7 – 7.1 to 7.4</b> <b>RBT: L1, L2, L3</b>			08
<b>Module 4</b>			
<b>The Principle of Inclusion and Exclusion:</b> The Principle of Inclusion and Exclusion, Generalizations of the Principle, Derangements – Nothing is in its Right Place, Rook Polynomials. <b>Recurrence Relations:</b> First Order Linear Recurrence Relation, The Second Order Linear Homogeneous Recurrence Relation with Constant Coefficients. <b>Text book 1: Chapter8 – 8.1 to 8.4, Chapter10 – 10.1, 10.2</b> <b>RBT: L1, L2, L3</b>			08
<b>Module 5</b>			
<b>Introduction to Graph Theory:</b> Definitions and Examples, Sub graphs, Complements, and Graph Isomorphism, <b>Trees:</b> Definitions, Properties, and Examples, Routed Trees, Trees and Sorting, Weighted Trees and Prefix Codes <b>Text book 1: Chapter11 – 11.1 to 11.2 Chapter12 – 12.1 to 12.4</b> <b>RBT: L1, L2, L3</b>			08
<b>Course Outcomes:</b> The student will be able to :			
<ul style="list-style-type: none"> <li>• Use propositional and predicate logic in knowledge representation and truth verification.</li> </ul>			

- Demonstrate the application of discrete structures in different fields of computer science.
- Solve problems using recurrence relations and generating functions.
- Application of different mathematical proofs techniques in proving theorems in the courses.
- Compare graphs, trees and their applications.

**Question Paper Pattern:**

- The question paper will have ten questions.
- Each full Question consisting of 20 marks
- There will be 2 full questions (with a maximum of four sub questions) from each module.
- Each full question will have sub questions covering all the topics under a module.
- The students will have to answer 5 full questions, selecting one full question from each module.

**Textbooks:**

1. Ralph P. Grimaldi: Discrete and Combinatorial Mathematics, 5th Edition, Pearson Education, 2004.

**Reference Books:**

1. Basavaraj S Anami and Venakanna S Madalli: Discrete Mathematics – A Concept based approach, Universities Press, 2016
2. Kenneth H. Rosen: Discrete Mathematics and its Applications, 6th Edition, McGraw Hill, 2007.
3. Jayant Ganguly: A Treatise on Discrete Mathematical Structures, Sanguine-Pearson, 2010.
4. D.S. Malik and M.K. Sen: Discrete Mathematical Structures: Theory and Applications, Thomson, 2004.
5. Thomas Koshy: Discrete Mathematics with Applications, Elsevier, 2005, Reprint 2008.

<b>ANALOG AND DIGITAL ELECTRONICS LABORATORY</b> (Effective from the academic year 2018 -2019) <b>SEMESTER – III</b>			
<b>Course Code</b>	<b>18CSL37</b>	<b>CIE Marks</b>	40
<b>Number of Contact Hours/Week</b>	0:2:2	<b>SEE Marks</b>	60
<b>Total Number of Lab Contact Hours</b>	36	<b>Exam Hours</b>	03
<b>Credits – 2</b>			
<b>Course Learning Objectives:</b> This course (18CSL37) will enable students to:			
This laboratory course enable students to get practical experience in design, assembly and evaluation/testing of <ul style="list-style-type: none"> <li>• Analog components and circuits including Operational Amplifier, Timer, etc.</li> <li>• Combinational logic circuits.</li> <li>• Flip - Flops and their operations</li> <li>• Counters and registers using flip-flops.</li> <li>• Synchronous and Asynchronous sequential circuits.</li> <li>• A/D and D/A converters</li> </ul>			
<b>Descriptions (if any):</b>			
<ul style="list-style-type: none"> <li>• Simulation packages preferred: Multisim, Modelsim, PSpice or any other relevant.</li> <li>• For Part A (Analog Electronic Circuits) students must trace the wave form on Tracing sheet / Graph sheet and label trace.</li> <li>• Continuous evaluation by the faculty must be carried by including performance of a student in both hardware implementation and simulation (if any) for the given circuit.</li> <li>• A batch not exceeding 4 must be formed for conducting the experiment. For simulation individual student must execute the program.</li> </ul>			
<b>Laboratory Programs:</b>			
<b>PART A (Analog Electronic Circuits)</b>			
1.	Design an astable multivibrator circuit for three cases of duty cycle (50%, <50% and >50%) using NE 555 timer IC. Simulate the same for any one duty cycle.		
2.	Using ua 741 Opamp, design a 1 kHz Relaxation Oscillator with 50% duty cycle. And simulate the same.		
3.	Using ua 741 opamp, design a window comparator for any given UTP and LTP. And simulate the same.		
<b>PART B (Digital Electronic Circuits)</b>			
4.	Design and implement Half adder, Full Adder, Half Subtractor, Full Subtractor using basic gates. And implement the same in HDL.		
5.	Given a 4-variable logic expression, simplify it using appropriate technique and realize the simplified logic expression using 8:1 multiplexer IC. And implement the same in HDL.		
6.	Realize a J-K Master / Slave Flip-Flop using NAND gates and verify its truth table. And implement the same in HDL.		
7.	Design and implement code converter I) Binary to Gray (II) Gray to Binary Code using basic gates.		
8.	Design and implement a mod-n (n<8) synchronous up counter using J-K Flip-Flop ICs and demonstrate its working.		
9.	Design and implement an asynchronous counter using decade counter IC to count up from 0 to n (n<=9) and demonstrate on 7-segment display (using IC-7447)		
<b>Laboratory Outcomes:</b> The student should be able to:			
<ul style="list-style-type: none"> <li>• Use appropriate design equations / methods to design the given circuit.</li> <li>• Examine and verify the design of both analog and digital circuits using simulators.</li> <li>• Make use of electronic components, ICs, instruments and tools for design and testing of circuits</li> </ul>			

for the given the appropriate inputs.

- Compile a laboratory journal which includes; aim, tool/instruments/software/components used, design equations used and designs, schematics, program listing, procedure followed, relevant theory, results as graphs and tables, interpreting and concluding the findings.

**Conduct of Practical Examination:**

- Experiment distribution
  - For laboratories having only one part: Students are allowed to pick one experiment from the lot with equal opportunity.
  - For laboratories having PART A and PART B: Students are allowed to pick one experiment from PART A and one experiment from PART B, with equal opportunity.
- Change of experiment is allowed only once and marks allotted for procedure to be made zero of the changed part only.
- Marks Distribution (*Courseed to change in accordance with university regulations*)
  - a) For laboratories having only one part – Procedure + Execution + Viva-Voce:  $15+70+15 = 100$  Marks
  - b) For laboratories having PART A and PART B
    - i. Part A – Procedure + Execution + Viva =  $6 + 28 + 6 = 40$  Marks
    - ii. Part B – Procedure + Execution + Viva =  $9 + 42 + 9 = 60$  Marks

**DATA STRUCTURES LABORATORY**  
**(Effective from the academic year 2018 -2019)**  
**SEMESTER – III**

<b>Course Code</b>	<b>18CSL38</b>	<b>CIE Marks</b>	40
<b>Number of Contact Hours/Week</b>	0:2:2	<b>SEE Marks</b>	60
<b>Total Number of Lab Contact Hours</b>	36	<b>Exam Hours</b>	03
<b>Credits – 2</b>			
<b>Course Learning Objectives:</b> This course (18CSL38) will enable students to:			
This laboratory course enable students to get practical experience in design, develop, implement, analyze and evaluation/testing of			
<ul style="list-style-type: none"> <li>• Asymptotic performance of algorithms.</li> <li>• Linear data structures and their applications such as stacks, queues and lists</li> <li>• Non-Linear data structures and their applications such as trees and graphs</li> <li>• Sorting and searching algorithms</li> </ul>			
<b>Descriptions (if any):</b>			
<ul style="list-style-type: none"> <li>• Implement all the programs in ‘C / C++’ Programming Language and Linux / Windows as OS.</li> </ul>			
<b>Programs List:</b>			
1.	Design, Develop and Implement a menu driven Program in C for the following array operations. <ol style="list-style-type: none"> <li>a. Creating an array of N Integer Elements</li> <li>b. Display of array Elements with Suitable Headings</li> <li>c. Inserting an Element (ELEM) at a given valid Position (POS)</li> <li>d. Deleting an Element at a given valid Position (POS)</li> <li>e. Exit.</li> </ol> Support the program with functions for each of the above operations.		
2.	Design, Develop and Implement a Program in C for the following operations on Strings. <ol style="list-style-type: none"> <li>a. Read a main String (STR), a Pattern String (PAT) and a Replace String (REP)</li> <li>b. Perform Pattern Matching Operation: Find and Replace all occurrences of PAT in STR with REP if PAT exists in STR. Report suitable messages in case PAT does not exist in STR</li> </ol> Support the program with functions for each of the above operations. Don't use Built-in functions.		
3.	Design, Develop and Implement a menu driven Program in C for the following operations on STACK of Integers (Array Implementation of Stack with maximum size MAX) <ol style="list-style-type: none"> <li>a. Push an Element on to Stack</li> <li>b. Pop an Element from Stack</li> <li>c. Demonstrate how Stack can be used to check Palindrome</li> <li>d. Demonstrate Overflow and Underflow situations on Stack</li> <li>e. Display the status of Stack</li> <li>f. Exit</li> </ol> Support the program with appropriate functions for each of the above operations		
4.	Design, Develop and Implement a Program in C for converting an Infix Expression to Postfix Expression. Program should support for both parenthesized and free parenthesized expressions with the operators: +, -, *, /, % (Remainder), ^ (Power) and alphanumeric operands.		
5.	Design, Develop and Implement a Program in C for the following Stack Applications <ol style="list-style-type: none"> <li>a. Evaluation of Suffix expression with single digit operands and operators: +, -, *, /, %, ^</li> <li>b. Solving Tower of Hanoi problem with n disks</li> </ol>		

6.	<p>Design, Develop and Implement a menu driven Program in C for the following operations on Circular QUEUE of Characters (Array Implementation of Queue with maximum size MAX)</p> <ol style="list-style-type: none"> <li>Insert an Element on to Circular QUEUE</li> <li>Delete an Element from Circular QUEUE</li> <li>Demonstrate Overflow and Underflow situations on Circular QUEUE</li> <li>Display the status of Circular QUEUE</li> <li>Exit</li> </ol> <p>Support the program with appropriate functions for each of the above operations</p>
7.	<p>Design, Develop and Implement a menu driven Program in C for the following operations on Singly Linked List (SLL) of Student Data with the fields: <i>USN, Name, Programme, Sem, PhNo</i></p> <ol style="list-style-type: none"> <li>Create a SLL of N Students Data by using <i>front insertion</i>.</li> <li>Display the status of SLL and count the number of nodes in it</li> <li>Perform Insertion / Deletion at End of SLL</li> <li>Perform Insertion / Deletion at Front of SLL(Demonstration of stack)</li> <li>Exit</li> </ol>
8.	<p>Design, Develop and Implement a menu driven Program in C for the following operations on Doubly Linked List (DLL) of Employee Data with the fields: <i>SSN, Name, Dept, Designation, Sal, PhNo</i></p> <ol style="list-style-type: none"> <li>Create a DLL of N Employees Data by using <i>end insertion</i>.</li> <li>Display the status of DLL and count the number of nodes in it</li> <li>Perform Insertion and Deletion at End of DLL</li> <li>Perform Insertion and Deletion at Front of DLL</li> <li>Demonstrate how this DLL can be used as Double Ended Queue.</li> <li>Exit</li> </ol>
9.	<p>Design, Develop and Implement a Program in C for the following operations on Singly Circular Linked List (SCLL) with header nodes</p> <ol style="list-style-type: none"> <li>Represent and Evaluate a Polynomial <math>P(x,y,z) = 6x^2y^2z - 4yz^5 + 3x^3yz + 2xy^5z - 2xyz^3</math></li> <li>Find the sum of two polynomials POLY1(x,y,z) and POLY2(x,y,z) and store the result in POLYSUM(x,y,z)</li> </ol> <p>Support the program with appropriate functions for each of the above operations</p>
10.	<p>Design, Develop and Implement a menu driven Program in C for the following operations on Binary Search Tree (BST) of Integers .</p> <ol style="list-style-type: none"> <li>Create a BST of N Integers: 6, 9, 5, 2, 8, 15, 24, 14, 7, 8, 5, 2</li> <li>Traverse the BST in Inorder, Preorder and Post Order</li> <li>Search the BST for a given element (KEY) and report the appropriate message</li> <li>Exit</li> </ol>
11.	<p>Design, Develop and Implement a Program in C for the following operations on Graph(G) of Cities</p> <ol style="list-style-type: none"> <li>Create a Graph of N cities using Adjacency Matrix.</li> <li>Print all the nodes reachable from a given starting node in a digraph using DFS/BFS method</li> </ol>
12.	<p>Given a File of N employee records with a set K of Keys (4-digit) which uniquely determine the records in file F. Assume that file F is maintained in memory by a Hash Table (HT) of m memory locations with L as the set of memory addresses (2-digit) of locations in HT. Let the keys in K and addresses in L are Integers. Design and develop a Program in C that uses Hash function <math>H: K \rightarrow L</math> as <math>H(K) = K \text{ mod } m</math> (remainder method), and implement hashing technique to map a given key K to the address space L. Resolve the collision (if any) using linear probing.</p>
<p><b>Laboratory Outcomes:</b> The student should be able to:</p>	



- Analyze and Compare various linear and non-linear data structures
- Code, debug and demonstrate the working nature of different types of data structures and their applications
- Implement, analyze and evaluate the searching and sorting algorithms
- Choose the appropriate data structure for solving real world problems

**Conduct of Practical Examination:**

- Experiment distribution
  - For laboratories having only one part: Students are allowed to pick one experiment from the lot with equal opportunity.
  - For laboratories having PART A and PART B: Students are allowed to pick one experiment from PART A and one experiment from PART B, with equal opportunity.
- Change of experiment is allowed only once and marks allotted for procedure to be made zero of the changed part only.
- Marks Distribution (*Courseed to change in accordance with university regulations*)
  - c) For laboratories having only one part – Procedure + Execution + Viva-Voce:  $15+70+15 = 100$  Marks
  - d) For laboratories having PART A and PART B
    - i. Part A – Procedure + Execution + Viva =  $6 + 28 + 6 = 40$  Marks
    - ii. Part B – Procedure + Execution + Viva =  $9 + 42 + 9 = 60$  Marks

**B. E. Common to all Programmes  
Outcome Based Education (OBE) and Choice Based Credit System (CBCS)  
SEMESTER –II / III / IV**

**Aadalitha Kannada**

Course Code	<b>18KAK28/39/49</b>	CIE Marks	100
Teaching Hours/Week (L:T:P)	(0:2:0)		
Credits	01		

**ಆಡಳಿತ ಕನ್ನಡ ಕಲಿಕೆಯ ಉದ್ದೇಶಗಳು:**

- ಪದವಿ ವಿದ್ಯಾರ್ಥಿಗಳಿಗಿರುವುದರಿಂದ ಆಡಳಿತ ಕನ್ನಡದ ಪರಿಚಯ ಮಾಡಿಕೊಡುವುದು.
- ವಿದ್ಯಾರ್ಥಿಗಳಲ್ಲಿ ಕನ್ನಡ ಭಾಷೆಯ ವ್ಯಾಕರಣದ ಬಗ್ಗೆ ಅರಿವು ಮೂಡಿಸುವುದು.
- ಕನ್ನಡ ಭಾಷಾ ರಚನೆಯಲ್ಲಿನ ನಿಯಮಗಳನ್ನು ಪರಿಚಯಿಸುವುದು.
- ಕನ್ನಡ ಭಾಷಾ ಬರಹದಲ್ಲಿ ಕಂಡುಬರುವ ದೋಷಗಳು ಹಾಗೂ ಅವುಗಳ ನಿವಾರಣೆ. ಮತ್ತು ಲೇಖನ ಚಿಹ್ನೆಗಳನ್ನು ಪರಿಚಯಿಸುವುದು.
- ಸಾಮಾನ್ಯ ಅರ್ಜಿಗಳು, ಸರ್ಕಾರಿ ಮತ್ತು ಅರೆ ಸರ್ಕಾರಿ ಪತ್ರವ್ಯವಹಾರದ ಬಗ್ಗೆ ಅರಿವು ಮೂಡಿಸುವುದು.
- ಭಾಷಾಂತರ ಮತ್ತು ಪ್ರಬಂಧ ರಚನೆ ಬಗ್ಗೆ ಅಸಕ್ತಿ ಮೂಡಿಸುವುದು.
- ಕನ್ನಡ ಭಾಷಾಭ್ಯಾಸ ಮತ್ತು ಸಾಮಾನ್ಯ ಕನ್ನಡ ಹಾಗೂ ಆಡಳಿತ ಕನ್ನಡದ ಪದಗಳ ಪರಿಚಯ ಮಾಡಿಕೊಡುವುದು.

**ಪರಿವಿಡಿ (ಪಠ್ಯಪುಸ್ತಕದಲ್ಲಿರುವ ವಿಷಯಗಳ ಪಟ್ಟಿ)**

- ಅಧ್ಯಾಯ – 1 ಕನ್ನಡಭಾಷೆ – ಸಂಕ್ಷಿಪ್ತ ವಿವರಣೆ.  
 ಅಧ್ಯಾಯ – 2 ಭಾಷಾ ಪ್ರಯೋಗದಲ್ಲಾಗುವ ಲೋಪದೋಷಗಳು ಮತ್ತು ಅವುಗಳ ನಿವಾರಣೆ.  
 ಅಧ್ಯಾಯ – 3 ಲೇಖನ ಚಿಹ್ನೆಗಳು ಮತ್ತು ಅವುಗಳ ಉಪಯೋಗ.  
 ಅಧ್ಯಾಯ – 4 ಪತ್ರ ವ್ಯವಹಾರ.  
 ಅಧ್ಯಾಯ – 5 ಆಡಳಿತ ಪತ್ರಗಳು.  
 ಅಧ್ಯಾಯ – 6 ಸರ್ಕಾರದ ಆದೇಶ ಪತ್ರಗಳು.  
 ಅಧ್ಯಾಯ – 7 ಸಂಕ್ಷಿಪ್ತ ಪ್ರಬಂಧ ರಚನೆ (ಪ್ರಿನ್ಸಿಪಲ್ ರೈಟಿಂಗ್), ಪ್ರಬಂಧ ಮತ್ತು ಭಾಷಾಂತರ.  
 ಅಧ್ಯಾಯ – 8 ಕನ್ನಡ ಶಬ್ದಸಂಗ್ರಹ.  
 ಅಧ್ಯಾಯ – 9 ಕಂಪ್ಯೂಟರ್ ಹಾಗೂ ಮಾಹಿತಿ ತಂತ್ರಜ್ಞಾನ.  
 ಅಧ್ಯಾಯ – 10 ಪಾರಿಭಾಷಿಕ ಆಡಳಿತ ಕನ್ನಡ ಪದಗಳು ಮತ್ತು ತಾಂತ್ರಿಕ/ ಕಂಪ್ಯೂಟರ್ ಪಾರಿಭಾಷಿಕ ಪದಗಳು.

**ಆಡಳಿತ ಕನ್ನಡ ಕಲಿಕೆಯ ಫಲಿತಾಂಶಗಳು:**

- ಆಡಳಿತ ಭಾಷೆ ಕನ್ನಡದ ಪರಿಚಯವಾಗುತ್ತದೆ.
- ವಿದ್ಯಾರ್ಥಿಗಳಲ್ಲಿ ಕನ್ನಡ ಭಾಷೆಯ ವ್ಯಾಕರಣದ ಬಗ್ಗೆ ಅರಿವು ಮೂಡುತ್ತದೆ.
- ಕನ್ನಡ ಭಾಷಾ ರಚನೆಯಲ್ಲಿನ ನಿಯಮಗಳು ಮತ್ತು ಲೇಖನ ಚಿಹ್ನೆಗಳು ಪರಿಚಯಿಸಲ್ಪಡುತ್ತವೆ.
- ಸಾಮಾನ್ಯ ಅರ್ಜಿಗಳು, ಸರ್ಕಾರಿ ಮತ್ತು ಅರೆ ಸರ್ಕಾರಿ ಪತ್ರವ್ಯವಹಾರದ ಬಗ್ಗೆ ಅರಿವು ಮೂಡುತ್ತದೆ.
- ಭಾಷಾಂತರ ಮತ್ತು ಪ್ರಬಂಧ ರಚನೆ ಬಗ್ಗೆ ಅಸಕ್ತಿ ಮೂಡುತ್ತದೆ.
- ಕನ್ನಡ ಭಾಷಾಭ್ಯಾಸ ಮತ್ತು ಸಾಮಾನ್ಯ ಕನ್ನಡ ಹಾಗೂ ಆಡಳಿತ ಕನ್ನಡದ ಪದಗಳು ಪರಿಚಯಿಸಲ್ಪಡುತ್ತವೆ.

**ಪರೀಕ್ಷೆಯ ವಿಧಾನ : ನಿರಂತರ ಆಂತರಿಕ ಮೌಲ್ಯಮಾಪನ - ಅಪೃಷ್ಠ (ಅಡ್ಮಿನ್‌ಸ್ಟ್ರೇಟಿವ್ ಟೆಸ್ಟ್ ಇನ್‌ಟೆರ್ಮ್‌ನಲ್ಲಿ):**

ಕಾಲೇಜು ಮಟ್ಟದಲ್ಲಿಯೇ ಆಂತರಿಕ ಪರೀಕ್ಷೆಯನ್ನು 100 ಅಂಕಗಳಿಗೆ ವಿಶ್ವವಿದ್ಯಾಲಯದ ನಿಯಮಗಳು ಮತ್ತು ನಿರ್ದೇಶನದಂತೆ ನಡೆಸತಕ್ಕದ್ದು.

**ಪಠ್ಯಪುಸ್ತಕ : ಆಡಳಿತ ಕನ್ನಡ ಪಠ್ಯ ಪುಸ್ತಕ (ಎಚ್‌ಟಿಟಿಟಿಟಿ ಜಿಡಿ ಒಬ್ಬನಿಗಿಡಬಿಡಿ):**

ಸಂಪಾದಕರು

ಡಾ. ಎಲ್. ತಿಮ್ಮೇಶ

ಪ್ರೊ. ವಿ. ಕೇಶವಮೂರ್ತಿ

ಪ್ರಕಟಣೆ : ಪ್ರಸಾರಾಂಗ, ವಿಶ್ವೇಶ್ವರಯ್ಯ ತಾಂತ್ರಿಕ ವಿಶ್ವವಿದ್ಯಾಲಯ, ಬೆಳಗಾವಿ.



**B. E. Common to all Programmes**  
**Outcome Based Education (OBE) and Choice Based Credit System (CBCS)**  
**SEMESTER - III**

**CONSTITUTION OF INDIA, PROFESSIONAL ETHICS AND CYBER LAW (CPC)**

Course Code	<b>18CPC39/49</b>	CIE Marks	40
Teaching Hours/Week (L:T:P)	(1:0:0)	SEE Marks	60
Credits	01	Exam Hours	02

**Course Learning Objectives: To**

- know the fundamental political codes, structure, procedures, powers, and duties of Indian government institutions, fundamental rights, directive principles, and the duties of citizens
- Understand engineering ethics and their responsibilities; identify their individual roles and ethical responsibilities towards society.
- Know about the cybercrimes and cyber laws for cyber safety measures.

**Module-1**

**Introduction to Indian Constitution:**

The Necessity of the Constitution, The Societies before and after the Constitution adoption. Introduction to the Indian constitution, The Making of the Constitution, The Role of the Constituent Assembly - Preamble and Salient features of the Constitution of India. Fundamental Rights and its Restriction and limitations in different Complex Situations. Directive Principles of State Policy (DPSP) and its present relevance in our society with examples. Fundamental Duties and its Scope and significance in Nation building.

**Module-2**

**Union Executive and State Executive:**

Parliamentary System, Federal System, Centre-State Relations. Union Executive – President, Prime Minister, Union Cabinet, Parliament - LS and RS, Parliamentary Committees, Important Parliamentary Terminologies. Supreme Court of India, Judicial Reviews and Judicial Activism. State Executives – Governor, Chief Minister, State Cabinet, State Legislature, High Court and Subordinate Courts, Special Provisions (Articles 370,371,371J) for some States.

**Module-3**

**Elections, Amendments and Emergency Provisions:**

Elections, Electoral Process, and Election Commission of India, Election Laws. Amendments - Methods in Constitutional Amendments (How and Why) and Important Constitutional Amendments. Amendments – 7,9,10,12,42,44, 61, 73,74, ,75, 86, and 91,94,95,100,101,118 and some important Case Studies. Emergency Provisions, types of Emergencies and its consequences.

**Constitutional special provisions:**

Special Provisions for SC and ST, OBC, Women, Children and Backward Classes.

**Module-4**

**Professional / Engineering Ethics:**

Scope & Aims of Engineering & Professional Ethics - Business Ethics, Corporate Ethics, Personal Ethics. Engineering and Professionalism, Positive and Negative Faces of Engineering Ethics, Code of Ethics as defined in the website of Institution of Engineers (India): Profession, Professionalism, and Professional Responsibility. Clash of Ethics, Conflicts of Interest. Responsibilities in Engineering Responsibilities in Engineering and Engineering Standards, the impediments to Responsibility. Trust and Reliability in Engineering, IPRs (Intellectual Property Rights), Risks, Safety and liability in Engineering

**Module-5**

**Internet Laws, Cyber Crimes and Cyber Laws:**

Internet and Need for Cyber Laws, Modes of Regulation of Internet, Types of cyber terror capability, Net neutrality, Types of Cyber Crimes, India and cyber law, Cyber Crimes and the information Technology Act 2000, Internet Censorship. Cybercrimes and enforcement agencies.

**Course Outcomes:** On completion of this course, students will be able to,

CO 1: Have constitutional knowledge and legal literacy.

CO 2: Understand Engineering and Professional ethics and responsibilities of Engineers.

CO 3: Understand the the cybercrimes and cyber laws for cyber safety measures.

**Question paper pattern for SEE and CIE:**

- The SEE question paper will be set for 100 marks and the marks scored by the students will proportionately be reduced to 60. The pattern of the question paper will be objective type (MCQ).
- For the award of 40 CIE marks, refer the University regulations 2018.

Sl. No.	Title of the Book	Name of the Author/s	Name of the Publisher	Edition and Year
<b>Textbook/s</b>				
1	Constitution of India, Professional Ethics and Human Rights	Shubham Singles, Charles E. Haries, and et al	Cengage Learning India	2018
2	Cyber Security and Cyber Laws	Alfred Basta and et al	Cengage Learning India	2018
<b>Reference Books</b>				
3	Introduction to the Constitution of India	Durga Das Basu	Prentice –Hall,	2008.
4	Engineering Ethics	M. Govindarajan, S. Natarajan, V. S. Senthilkumar	Prentice –Hall,	2004

**B. E. Common to all Programmes**  
**Outcome Based Education (OBE) and Choice Based Credit System (CBCS)**  
**SEMESTER - III**

**ADDITIONAL MATHEMATICS – I**

(Mandatory Learning Course: Common to All Programmes)

(A Bridge course for Lateral Entry students under Diploma quota to BE/B. Tech. programmes)

Course Code	<b>18MATDIP31</b>	CIE Marks	40
Teaching Hours/Week (L:T:P)	(2:2:0)	SEE Marks	60
Credits	<b>0</b>	Exam Hours	03

**Course Learning Objectives:**

- To provide basic concepts of complex trigonometry, vector algebra, differential and integral calculus.
- To provide an insight into vector differentiation and first order ODE's.

**Module-1**

**Complex Trigonometry:** Complex Numbers: Definitions and properties. Modulus and amplitude of a complex number, Argand's diagram, De-Moivre's theorem (without proof).

**Vector Algebra:** Scalar and vectors. Addition and subtraction and multiplication of vectors- Dot and Cross products, problems.

**Module-2**

**Differential Calculus:** Review of successive differentiation-illustrative examples. Maclaurin's series expansions-Illustrative examples. Partial Differentiation: Euler's theorem-problems on first order derivatives only. Total derivatives-differentiation of composite functions. Jacobians of order two-Problems.

**Module-3**

**Vector Differentiation:** Differentiation of vector functions. Velocity and acceleration of a particle moving on a space curve. Scalar and vector point functions. Gradient, Divergence, Curl-simple problems. Solenoidal and irrotational vector fields-Problems.

**Module-4**

**Integral Calculus:** Review of elementary integral calculus. Reduction formulae for  $\sin^n x$ ,  $\cos^n x$  (with proof) and  $\sin^m x \cos^n x$  (without proof) and evaluation of these with standard limits-Examples. Double and triple integrals-Simple examples.

**Module-5**

**Ordinary differential equations (ODE's).** Introduction-solutions of first order and first-degree differential equations: exact, linear differential equations. Equations reducible to exact and Bernoulli's equation.

**Course Outcomes:** At the end of the course the student will be able to:

- CO1: Apply concepts of complex numbers and vector algebra to analyze the problems arising in related area.
- CO2: Use derivatives and partial derivatives to calculate rate of change of multivariate functions.
- CO3: Analyze position, velocity and acceleration in two and three dimensions of vector valued functions.
- CO4: Learn techniques of integration including the evaluation of double and triple integrals.
- CO5: Identify and solve first order ordinary differential equations.

**Question paper pattern:**

- The question paper will have ten full questions carrying equal marks.
- Each full question will be for 20 marks.
- There will be two full questions (with a maximum of four sub- questions) from each module.
- Each full question will have sub- question covering all the topics under a module.
- The students will have to answer five full questions, selecting one full question from each module.

<b>Sl No</b>	<b>Title of the Book</b>	<b>Name of the Author/s</b>	<b>Name of the Publisher</b>	<b>Edition and Year</b>
<b>Textbook</b>				
1	Higher Engineering Mathematics	B. S. Grewal	Khanna Publishers	43 <sup>rd</sup> Edition, 2015
<b>Reference Books</b>				
1	Advanced Engineering Mathematics	E. Kreyszig	John Wiley & Sons	10 <sup>th</sup> Edition, 2015
2	Engineering Mathematics	N. P .Bali and Manish Goyal	Laxmi Publishers	7th Edition, 2007
3	Engineering Mathematics Vol. I	Rohit Khurana	Cengage Learning	1 <sup>st</sup> Edition, 2015

**B. E. COMMON TO ALL PROGRAMMES**  
**Choice Based Credit System (CBCS) and Outcome Based Education (OBE)**  
**SEMESTER - IV**

**COMPLEX ANALYSIS, PROBABILITY AND STATISTICAL METHODS**

(Common to all programmes)

[As per Choice Based Credit System (CBCS) scheme]

Course Code	<b>18MAT41</b>	CIE Marks	40
Teaching Hours/Week (L:T:P)	(2:2:0)	SEE Marks	60
Credits	03	Exam Hours	03

**Course Learning Objectives:**

- To provide an insight into applications of complex variables, conformal mapping and special functions arising in potential theory, quantum mechanics, heat conduction and field theory.
- To develop probability distribution of discrete, continuous random variables and joint probability distribution occurring in digital signal processing, design engineering and microwave engineering.

**Module-1**

**Calculus of complex functions:** Review of function of a complex variable, limits, continuity, and differentiability. Analytic functions: Cauchy-Riemann equations in Cartesian and polar forms and consequences.

**Construction of analytic functions:** Milne-Thomson method-Problems.

**Module-2**

**Conformal transformations:** Introduction. Discussion of transformations:  $w = Z^2, w = e^z, w = z + \frac{1}{z}, (z \neq 0)$ . Bilinear transformations- Problems.

**Complex integration:** Line integral of a complex function-Cauchy's theorem and Cauchy's integral formula and problems.

**Module-3**

**Probability Distributions:** Review of basic probability theory. Random variables (discrete and continuous), probability mass/density functions. Binomial, Poisson, exponential and normal distributions- problems (No derivation for mean and standard deviation)-Illustrative examples.

**Module-4**

**Statistical Methods:** Correlation and regression-Karl Pearson's coefficient of correlation and rank correlation -problems. Regression analysis- lines of regression -problems.

**Curve Fitting:** Curve fitting by the method of least squares- fitting the curves of the form-  
 $y = ax + b, y = ax^b$  and  $y = ax^2 + bx + c$ .

**Module-5**

**Joint probability distribution:** Joint Probability distribution for two discrete random variables, expectation and covariance.

**Sampling Theory:** Introduction to sampling distributions, standard error, Type-I and Type-II errors. Test of hypothesis for means, student's t-distribution, Chi-square distribution as a test of goodness of fit.

**Course Outcomes:** At the end of the course the student will be able to:

- Use the concepts of analytic function and complex potentials to solve the problems arising in electromagnetic field theory.
- Utilize conformal transformation and complex integral arising in aerofoil theory, fluid flow visualization and image processing.
- Apply discrete and continuous probability distributions in analyzing the probability models arising in engineering field.
- Make use of the correlation and regression analysis to fit a suitable mathematical model for the statistical data.



- Construct joint probability distributions and demonstrate the validity of testing the hypothesis.

**Question paper pattern:**

- The question paper will have ten full questions carrying equal marks.
- Each full question will be for 20 marks.
- There will be two full questions (with a maximum of four sub- questions) from each module.

Sl. No.	Title of the Book	Name of the Author/s	Name of the Publisher	Edition and Year
<b>Textbooks</b>				
1	Advanced Engineering Mathematics	E. Kreyszig	John Wiley & Sons	10 <sup>th</sup> Edition,2016
2	Higher Engineering Mathematics	B. S. Grewal	Khanna Publishers	44 <sup>th</sup> Edition, 2017
3	Engineering Mathematics	Srimanta Pal et al	Oxford University Press	3 <sup>rd</sup> Edition,2016
<b>Reference Books</b>				
1	Advanced Engineering Mathematics	C. Ray Wylie, Louis C.Barrett	McGraw-Hill	6 <sup>th</sup> Edition 1995
2	Introductory Methods of Numerical Analysis	S.S.Sastry	Prentice Hall of India	4 <sup>th</sup> Edition 2010
3	Higher Engineering Mathematics	B. V. Ramana	McGraw-Hill	11 <sup>th</sup> Edition,2010
4	A Text Book of Engineering Mathematics	N. P. Bali and Manish Goyal	Laxmi Publications	2014
5	Advanced Engineering Mathematics	Chandrika Prasad and Reena Garg	Khanna Publishing,	2018
<b>Web links and Video Lectures:</b>				
1. <a href="http://nptel.ac.in/courses.php?disciplineID=111">http://nptel.ac.in/courses.php?disciplineID=111</a>				
2. <a href="http://www.class-central.com/subject/math(MOOCs)">http://www.class-central.com/subject/math(MOOCs)</a>				
3. <a href="http://academicearth.org/">http://academicearth.org/</a>				
4. VTU EDUSAT PROGRAMME - 20				

<b>DESIGN AND ANALYSIS OF ALGORITHMS</b> <b>(Effective from the academic year 2018 -2019)</b> <b>SEMESTER – IV</b>			
<b>Course Code</b>	<b>18CS42</b>	<b>CIE Marks</b>	40
<b>Number of Contact Hours/Week</b>	3:2:0	<b>SEE Marks</b>	60
<b>Total Number of Contact Hours</b>	50	<b>Exam Hours</b>	03
<b>CREDITS –4</b>			
<b>Course Learning Objectives:</b> This course (18CS42) will enable students to: <ul style="list-style-type: none"> <li>• Explain various computational problem solving techniques.</li> <li>• Apply appropriate method to solve a given problem.</li> <li>• Describe various methods of algorithm analysis.</li> </ul>			
<b>Module 1</b>			<b>Contact Hours</b>
<b>Introduction:</b> What is an Algorithm? (T2:1.1), Algorithm Specification (T2:1.2), Analysis Framework (T1:2.1), <b>Performance Analysis:</b> Space complexity, Time complexity (T2:1.3). <b>Asymptotic Notations:</b> Big-Oh notation ( $O$ ), Omega notation ( $\Omega$ ), Theta notation ( $\Theta$ ), and Little-oh notation ( $o$ ), Mathematical analysis of Non-Recursive and recursive Algorithms with Examples (T1:2.2, 2.3, 2.4). <b>Important Problem Types:</b> Sorting, Searching, String processing, Graph Problems, Combinatorial Problems. <b>Fundamental Data Structures:</b> Stacks, Queues, Graphs, Trees, Sets and Dictionaries. (T1:1.3,1.4).  <b>RBT: L1, L2, L3</b>			10
<b>Module 2</b>			
<b>Divide and Conquer:</b> General method, Binary search, Recurrence equation for divide and conquer, Finding the maximum and minimum (T2:3.1, 3.3, 3.4), Merge sort, Quick sort (T1:4.1, 4.2), Strassen’s matrix multiplication (T2:3.8), Advantages and Disadvantages of divide and conquer. <b>Decrease and Conquer Approach:</b> Topological Sort. (T1:5.3).  <b>RBT: L1, L2, L3</b>			10
<b>Module 3</b>			
<b>Greedy Method:</b> General method, Coin Change Problem, Knapsack Problem, Job sequencing with deadlines (T2:4.1, 4.3, 4.5). <b>Minimum cost spanning trees:</b> Prim’s Algorithm, Kruskal’s Algorithm (T1:9.1, 9.2). <b>Single source shortest paths:</b> Dijkstra’s Algorithm (T1:9.3). <b>Optimal Tree problem:</b> Huffman Trees and Codes (T1:9.4). <b>Transform and Conquer Approach:</b> Heaps and Heap Sort (T1:6.4).  <b>RBT: L1, L2, L3</b>			10
<b>Module 4</b>			
<b>Dynamic Programming:</b> General method with Examples, Multistage Graphs (T2:5.1, 5.2). <b>Transitive Closure:</b> Warshall’s Algorithm, <b>All Pairs Shortest Paths:</b> Floyd's Algorithm, Optimal Binary Search Trees, Knapsack problem ((T1:8.2, 8.3, 8.4), Bellman-Ford Algorithm (T2:5.4), Travelling Sales Person problem (T2:5.9), Reliability design (T2:5.8).  <b>RBT: L1, L2, L3</b>			10
<b>Module 5</b>			
<b>Backtracking:</b> General method (T2:7.1), N-Queens problem (T1:12.1), Sum of subsets problem (T1:12.1), Graph coloring (T2:7.4), Hamiltonian cycles (T2:7.5). <b>Programme and Bound:</b> Assignment Problem, Travelling Sales Person problem (T1:12.2), <b>0/1 Knapsack problem (T2:8.2, T1:12.2):</b> LC Programme and Bound solution (T2:8.2), FIFO Programme and Bound solution (T2:8.2). <b>NP-Complete and NP-Hard problems:</b> Basic concepts, non-			10

deterministic algorithms, P, NP, NP-Complete, and NP-Hard classes ( <b>T2:11.1</b> ).	
<b>RBT: L1, L2, L3</b>	
<b>Course Outcomes:</b> The student will be able to :	
<ul style="list-style-type: none"> <li>• Describe computational solution to well known problems like searching, sorting etc.</li> <li>• Estimate the computational complexity of different algorithms.</li> <li>• Devise an algorithm using appropriate design strategies for problem solving.</li> </ul>	
<b>Question Paper Pattern:</b>	
<ul style="list-style-type: none"> <li>• The question paper will have ten questions.</li> <li>• Each full Question consisting of 20 marks</li> <li>• There will be 2 full questions (with a maximum of four sub questions) from each module.</li> <li>• Each full question will have sub questions covering all the topics under a module.</li> <li>• The students will have to answer 5 full questions, selecting one full question from each module.</li> </ul>	
<b>Textbooks:</b>	
<ol style="list-style-type: none"> <li>1. Introduction to the Design and Analysis of Algorithms, Anany Levitin., 2rd Edition, 2009. Pearson.</li> <li>2. Computer Algorithms/C++, Ellis Horowitz, Satraj Sahni and Rajasekaran, 2nd Edition, 2014, Universities Press</li> </ol>	
<b>Reference Books:</b>	
<ol style="list-style-type: none"> <li>1. Introduction to Algorithms, Thomas H. Cormen, Charles E. Leiserson, Ronal L. Rivest, Clifford Stein, 3rd Edition, PHI.</li> <li>2. Design and Analysis of Algorithms , S. Sridhar, Oxford (Higher Education).</li> </ol>	

<b>OPERATING SYSTEMS</b> (Effective from the academic year 2018 -2019) <b>SEMESTER – IV</b>			
<b>Course Code</b>	<b>18CS43</b>	<b>CIE Marks</b>	40
<b>Number of Contact Hours/Week</b>	3:0:0	<b>SEE Marks</b>	60
<b>Total Number of Contact Hours</b>	40	<b>Exam Hours</b>	03
<b>CREDITS –3</b>			
<b>Course Learning Objectives:</b> This course (18CS43) will enable students to:			
<ul style="list-style-type: none"> <li>• Introduce concepts and terminology used in OS</li> <li>• Explain threading and multithreaded systems</li> <li>• Illustrate process synchronization and concept of Deadlock</li> <li>• Introduce Memory and Virtual memory management, File system and storage techniques</li> </ul>			
<b>Module 1</b>			<b>Contact Hours</b>
<b>Introduction to operating systems, System structures:</b> What operating systems do; Computer System organization; Computer System architecture; Operating System structure; Operating System operations; Process management; Memory management; Storage management; Protection and Security; Distributed system; Special-purpose systems; Computing environments. <b>Operating System Services;</b> User - Operating System interface; System calls; Types of system calls; System programs; Operating system design and implementation; Operating System structure; Virtual machines; Operating System generation; System boot. <b>Process Management</b> Process concept; Process scheduling; Operations on processes; Inter process communication <b>Text book 1: Chapter 1, 2.1, 2.3, 2.4, 2.5, 2.6, 2.8, 2.9, 2.10, 3.1, 3.2, 3.3, 3.4</b> <b>RBT: L1, L2, L3</b>			08
<b>Module 2</b>			
<b>Multi-threaded Programming:</b> Overview; Multithreading models; Thread Libraries; Threading issues. <b>Process Scheduling:</b> Basic concepts; Scheduling Criteria; Scheduling Algorithms; Multiple-processor scheduling; Thread scheduling. <b>Process Synchronization:</b> Synchronization: The critical section problem; Peterson’s solution; Synchronization hardware; Semaphores; Classical problems of synchronization; Monitors. <b>Text book 1: Chapter 4.1, 4.2, 4.3, 4.4, 5.1, 5.2, 5.3, 5.4, 5.5, 6.2, 6.3, 6.4, 6.5, 6.6, 6.7</b> <b>RBT: L1, L2, L3</b>			08
<b>Module 3</b>			
<b>Deadlocks :</b> Deadlocks; System model; Deadlock characterization; Methods for handling deadlocks; Deadlock prevention; Deadlock avoidance; Deadlock detection and recovery from deadlock. <b>Memory Management:</b> Memory management strategies: Background; Swapping; Contiguous memory allocation; Paging; Structure of page table; Segmentation. <b>Text book 1: Chapter 7, 8.1 to 8.6</b> <b>RBT: L1, L2, L3</b>			08
<b>Module 4</b>			
<b>Virtual Memory Management:</b> Background; Demand paging; Copy-on-write; Page replacement; Allocation of frames; Thrashing. <b>File System, Implementation of File System:</b> File system: File concept; Access methods; Directory structure; File system mounting; File sharing; Protection: Implementing File system: File system structure; File system implementation; Directory implementation; Allocation methods; Free space management. <b>Text book 1: Chapter 9.1. To 9.6, 10.1 to 10.5</b> <b>RBT: L1, L2, L3</b>			08

<b>Module 5</b>	
<p><b>Secondary Storage Structures, Protection:</b> Mass storage structures; Disk structure; Disk attachment; Disk scheduling; Disk management; Swap space management. Protection: Goals of protection, Principles of protection, Domain of protection, Access matrix, Implementation of access matrix, Access control, Revocation of access rights, Capability- Based systems.</p> <p><b>Case Study: The Linux Operating System:</b> Linux history; Design principles; Kernel modules; Process management; Scheduling; Memory Management; File systems, Input and output; Inter-process communication.</p> <p><b>Text book 1: Chapter 12.1 to 12.6, 21.1 to 21.9</b></p> <p><b>RBT: L1, L2, L3</b></p>	08
<p><b>Course Outcomes:</b> The student will be able to :</p> <ul style="list-style-type: none"> <li>• Demonstrate need for OS and different types of OS</li> <li>• Apply suitable techniques for management of different resources</li> <li>• Use processor, memory, storage and file system commands</li> <li>• Realize the different concepts of OS in platform of usage through case studies</li> </ul>	
<p><b>Question Paper Pattern:</b></p> <ul style="list-style-type: none"> <li>• The question paper will have ten questions.</li> <li>• Each full Question consisting of 20 marks</li> <li>• There will be 2 full questions (with a maximum of four sub questions) from each module.</li> <li>• Each full question will have sub questions covering all the topics under a module.</li> <li>• The students will have to answer 5 full questions, selecting one full question from each module.</li> </ul>	
<p><b>Textbooks:</b></p> <ol style="list-style-type: none"> <li>1. Abraham Silberschatz, Peter Baer Galvin, Greg Gagne, Operating System Principles 7<sup>th</sup> edition, Wiley-India, 2006</li> </ol>	
<p><b>Reference Books:</b></p> <ol style="list-style-type: none"> <li>1. Ann McHoes Ida M Fylnn, Understanding Operating System, Cengage Learning, 6th Edition</li> <li>2. D.M Dhamdhere, Operating Systems: A Concept Based Approach 3rd Ed, McGraw- Hill, 2013.</li> <li>3. P.C.P. Bhatt, An Introduction to Operating Systems: Concepts and Practice 4th Edition, PHI(EEE), 2014.</li> <li>4. William Stallings Operating Systems: Internals and Design Principles, 6th Edition, Pearson.</li> </ol>	

<b>MICROCONTROLLER AND EMBEDDED SYSTEMS</b> (Effective from the academic year 2018 -2019) <b>SEMESTER – IV</b>			
<b>Course Code</b>	<b>18CS44</b>	<b>CIE Marks</b>	40
<b>Number of Contact Hours/Week</b>	3:0:0	<b>SEE Marks</b>	60
<b>Total Number of Contact Hours</b>	40	<b>Exam Hours</b>	03
<b>CREDITS –3</b>			
<b>Course Learning Objectives:</b> This course (18CS44) will enable students to:			
<ul style="list-style-type: none"> <li>• Understand the fundamentals of ARM based systems, basic hardware components, selection methods and attributes of an embedded system.</li> <li>• Program ARM controller using the various instructions</li> <li>• Identify the applicability of the embedded system</li> <li>• Comprehend the real time operating system used for the embedded system</li> </ul>			
<b>Module 1</b>			<b>Contact Hours</b>
Microprocessors versus Microcontrollers, ARM Embedded Systems: The RISC design philosophy, The ARM Design Philosophy, Embedded System Hardware, Embedded System Software. ARM Processor Fundamentals: Registers, Current Program Status Register, Pipeline, Exceptions, Interrupts, and the Vector Table , Core Extensions  <b>Text book 1: Chapter 1 - 1.1 to 1.4, Chapter 2 - 2.1 to 2.5</b> <b>RBT: L1, L2</b>			08
<b>Module 2</b>			
<b>Introduction to the ARM Instruction Set :</b> Data Processing Instructions , Programme Instructions, Software Interrupt Instructions, Program Status Register Instructions, Coprocessor Instructions, Loading Constants  <b>ARM programming using Assembly language:</b> Writing Assembly code, Profiling and cycle counting, instruction scheduling, Register Allocation, Conditional Execution, Looping Constructs  <b>Text book 1: Chapter 3:Sections 3.1 to 3.6 ( Excluding 3.5.2), Chapter 6(Sections 6.1 to 6.6)</b> <b>RBT: L1, L2</b>			08
<b>Module 3</b>			
<b>Embedded System Components:</b> Embedded Vs General computing system, History of embedded systems, Classification of Embedded systems, Major applications areas of embedded systems, purpose of embedded systems  Core of an Embedded System including all types of processor/controller, Memory, Sensors, Actuators, LED, 7 segment LED display, stepper motor, Keyboard, Push button switch, Communication Interface (onboard and external types), Embedded firmware, Other system components.  <b>Text book 2:Chapter 1(Sections 1.2 to 1.6),Chapter 2(Sections 2.1 to 2.6)</b> <b>RBT: L1, L2</b>			08
<b>Module 4</b>			
<b>Embedded System Design Concepts:</b> Characteristics and Quality Attributes of Embedded Systems, Operational quality attributes ,non-operational quality attributes, Embedded			08

Systems-Application and Domain specific, Hardware Software Co-Design and Program Modelling, embedded firmware design and development	
<b>Text book 2: Chapter-3, Chapter-4, Chapter-7 (Sections 7.1, 7.2 only), Chapter-9 (Sections 9.1, 9.2, 9.3.1, 9.3.2 only)</b>	
<b>RBT: L1, L2</b>	
<b>Module 5</b>	
<b>RTOS and IDE for Embedded System Design:</b> Operating System basics, Types of operating systems, Task, process and threads (Only POSIX Threads with an example program), Thread preemption, Multiprocessing and Multitasking, Task Communication (without any program), Task synchronization issues – Racing and Deadlock, Concept of Binary and counting semaphores (Mutex example without any program), How to choose an RTOS, Integration and testing of Embedded hardware and firmware, Embedded system Development Environment – Block diagram (excluding Keil), Disassembler/decompiler, simulator, emulator and debugging techniques, target hardware debugging, boundary scan.	08
<b>Text book 2: Chapter-10 (Sections 10.1, 10.2, 10.3, 10.4 , 10.7, 10.8.1.1, 10.8.1.2, 10.8.2.2, 10.10 only), Chapter 12, Chapter-13 ( block diagram before 13.1, 13.3, 13.4, 13.5, 13.6 only)</b>	
<b>RBT: L1, L2</b>	
<b>Course Outcomes:</b> The student will be able to :	
<ul style="list-style-type: none"> <li>● Describe the architectural features and instructions of ARM microcontroller</li> <li>● Apply the knowledge gained for Programming ARM for different applications.</li> <li>● Interface external devices and I/O with ARM microcontroller.</li> <li>● Interpret the basic hardware components and their selection method based on the characteristics and attributes of an embedded system.</li> <li>● Develop the hardware /software co-design and firmware design approaches.</li> <li>● Demonstrate the need of real time operating system for embedded system applications</li> </ul>	
<b>Question Paper Pattern:</b>	
<ul style="list-style-type: none"> <li>● The question paper will have ten questions.</li> <li>● Each full Question consisting of 20 marks</li> <li>● There will be 2 full questions (with a maximum of four sub questions) from each module.</li> <li>● Each full question will have sub questions covering all the topics under a module.</li> <li>● The students will have to answer 5 full questions, selecting one full question from each module.</li> </ul>	
<b>Textbooks:</b>	
<ol style="list-style-type: none"> <li>1. Andrew N Sloss, Dominic Symes and Chris Wright, ARM system developers guide, Elsevier, Morgan Kaufman publishers, 2008.</li> <li>2. Shibu K V, “Introduction to Embedded Systems”, Tata McGraw Hill Education, Private Limited, 2<sup>nd</sup> Edition.</li> </ol>	
<b>Reference Books:</b>	
<ol style="list-style-type: none"> <li>1. Raghunandan..G.H, Microcontroller (ARM) and Embedded System, Cengage learning Publication,2019</li> <li>2. The Insider’s Guide to the ARM7 Based Microcontrollers, Hitex Ltd.,1st edition, 2005.</li> <li>3. Steve Furber, ARM System-on-Chip Architecture, Second Edition, Pearson, 2015.</li> <li>4. Raj Kamal, Embedded System, Tata McGraw-Hill Publishers, 2nd Edition, 2008.</li> </ol>	

<b>OBJECT ORIENTED CONCEPTS</b> (Effective from the academic year 2018 -2019) <b>SEMESTER – IV</b>			
<b>Course Code</b>	<b>18CS45</b>	<b>CIE Marks</b>	40
<b>Number of Contact Hours/Week</b>	3:0:0	<b>SEE Marks</b>	60
<b>Total Number of Contact Hours</b>	40	<b>Exam Hours</b>	03
<b>CREDITS –3</b>			
<b>Course Learning Objectives:</b> This course (18CS45) will enable students to:			
<ul style="list-style-type: none"> <li>• Learn fundamental features of object oriented language and JAVA</li> <li>• Set up Java JDK environment to create, debug and run simple Java programs.</li> <li>• Create multi-threaded programs and event handling mechanisms.</li> <li>• Introduce event driven Graphical User Interface (GUI) programming using applets and swings.</li> </ul>			
<b>Module 1</b>			<b>Contact Hours</b>
<b>Introduction to Object Oriented Concepts:</b> A Review of structures, Procedure–Oriented Programming system, Object Oriented Programming System, Comparison of Object Oriented Language with C, Console I/O, variables and reference variables, Function Prototyping, Function Overloading. <b>Class and Objects:</b> Introduction, member functions and data, objects and functions. <b>Text book 1: Ch 1: 1.1 to 1.9 Ch 2: 2.1 to 2.3</b> <b>RBT: L1, L2</b>			08
<b>Module 2</b>			
<b>Class and Objects (contd):</b> Objects and arrays, Namespaces, Nested classes, Constructors, Destructors. <b>Introduction to Java:</b> Java’s magic: the Byte code; Java Development Kit (JDK); the Java Buzzwords, Object-oriented programming; Simple Java programs. Data types, variables and arrays, Operators, Control Statements. <b>Text book 1:Ch 2: 2.4 to 2.6Ch 4: 4.1 to 4.2</b> <b>Text book 2: Ch:1 Ch: 2 Ch:3 Ch:4 Ch:5</b> <b>RBT: L1, L2</b>			08
<b>Module 3</b>			
<b>Classes, Inheritance,Exception Handling:</b> Classes: Classes fundamentals; Declaring objects; Constructors, this keyword, garbage collection. <b>Inheritance:</b> inheritance basics, using super, creating multi level hierarchy, method overriding. <b>Exception handling:</b> Exception handling in Java. <b>Text book 2: Ch:6 Ch: 8 Ch:10</b> <b>RBT: L1, L2, L3</b>			08
<b>Module 4</b>			
<b>Packages and Interfaces:</b> Packages, Access Protection,Importing Packages.Interfaces. <b>Multi Threaded Programming:</b> Multi Threaded Programming: What are threads? How to make the classes threadable ; Extending threads; Implementing runnable; Synchronization; Changing state of the thread; Bounded buffer problems, producer consumer problems. <b>Text book 2: CH: 9 Ch 11:</b> <b>RBT: L1, L2, L3</b>			08
<b>Module 5</b>			
<b>Event Handling:</b> Two event handling mechanisms; The delegation event model; Event classes; Sources of events; Event listener interfaces; Using the delegation event model; Adapter classes; Inner classes.			08



<p><b>Swings:</b> Swings: The origins of Swing; Two key Swing features; Components and Containers; The Swing Packages; A simple Swing Application; Create a Swing Applet; JLabel and ImageIcon; JTextField;The Swing Buttons; JTabbedPane; JScrollPane; JList; JComboBox; JTable.</p> <p><b>Text book 2: Ch 22: Ch: 29 Ch: 30</b></p> <p><b>RBT: L1, L2, L3</b></p>	
<p><b>Course Outcomes:</b> The student will be able to :</p> <ul style="list-style-type: none"> <li>• Explain the object-oriented concepts and JAVA.</li> <li>• Develop computer programs to solve real world problems in Java.</li> <li>• Develop simple GUI interfaces for a computer program to interact with users, and to understand the event-based GUI handling principles using swings.</li> </ul>	
<p><b>Question Paper Pattern:</b></p> <ul style="list-style-type: none"> <li>• The question paper will have ten questions.</li> <li>• Each full Question consisting of 20 marks</li> <li>• There will be 2 full questions (with a maximum of four sub questions) from each module.</li> <li>• Each full question will have sub questions covering all the topics under a module.</li> <li>• The students will have to answer 5 full questions, selecting one full question from each module.</li> </ul>	
<p><b>Textbooks:</b></p> <ol style="list-style-type: none"> <li>1. Sourav Sahay, Object Oriented Programming with C++ , 2nd Ed, Oxford University Press,2006</li> <li>2. Herbert Schildt, Java The Complete Reference, 7th Edition, Tata McGraw Hill, 2007.</li> </ol>	
<p><b>Reference Books:</b></p> <ol style="list-style-type: none"> <li>1. Mahesh Bhavne and Sunil Patekar, "Programming with Java", First Edition, Pearson Education,2008, ISBN:9788131720806</li> <li>2. Herbert Schildt, The Complete Reference C++, 4th Edition, Tata McGraw Hill, 2003.</li> <li>3. Stanley B.Lippmann, Josee Lajore, C++ Primer, 4th Edition, Pearson Education, 2005.</li> <li>4. Rajkumar Buyya,S Thamarasi selvi, xingchen chu, Object oriented Programming with java, Tata McGraw Hill education private limited.</li> <li>5. Richard A Johnson, Introduction to Java Programming and OOAD, CENGAGE Learning.</li> <li>6. E Balagurusamy, Programming with Java A primer, Tata McGraw Hill companies.</li> </ol>	
<p><b>Mandatory Note: Every institute shall organize bridge course on C++, either in the vacation or in the beginning of even semester for a minimum period of ten days (2hrs/day). Maintain a copy of the report for verification during LIC visit.</b></p>	
<p><b>Faculty can utilize open source tools to make teaching and learning more interactive.</b></p>	

<b>DATA COMMUNICATION</b> (Effective from the academic year 2018 -2019) <b>SEMESTER – IV</b>			
<b>Course Code</b>	<b>18CS46</b>	<b>CIE Marks</b>	40
<b>Number of Contact Hours/Week</b>	3:0:0	<b>SEE Marks</b>	60
<b>Total Number of Contact Hours</b>	40	<b>Exam Hours</b>	03
<b>CREDITS –3</b>			
<b>Course Learning Objectives:</b> This course (18CS46) will enable students to:			
<ul style="list-style-type: none"> <li>• Comprehend the transmission technique of digital data between two or more computers and a computer network that allows computers to exchange data.</li> <li>• Explain with the basics of data communication and various types of computer networks;</li> <li>• Demonstrate Medium Access Control protocols for reliable and noisy channels.</li> <li>• Expose wireless and wired LANs.</li> </ul>			
<b>Module 1</b>			<b>Contact Hours</b>
<b>Introduction:</b> Data Communications, Networks, Network Types, Internet History, Standards and Administration, <b>Networks Models:</b> Protocol Layering, TCP/IP Protocol suite, The OSI model, <b>Introduction to Physical Layer-1:</b> Data and Signals, Digital Signals, Transmission Impairment, Data Rate limits, Performance. <b>Textbook1: Ch 1.1 to 1.5, 2.1 to 2.3, 3.1, 3.3 to 3.6</b> <b>RBT: L1, L2</b>			08
<b>Module 2</b>			
<b>Digital Transmission:</b> Digital to digital conversion (Only Line coding: Polar, Bipolar and Manchester coding). <b>Physical Layer-2:</b> Analog to digital conversion (only PCM), Transmission Modes, <b>Analog Transmission:</b> Digital to analog conversion. <b>Textbook1: Ch 4.1 to 4.3, 5.1</b> <b>RBT: L1, L2</b>			08
<b>Module 3</b>			
<b>Bandwidth Utilization:</b> Multiplexing and Spread Spectrum, <b>Switching:</b> Introduction, Circuit Switched Networks and Packet switching. <b>Error Detection and Correction:</b> Introduction, Block coding, Cyclic codes, Checksum, <b>Textbook1: Ch 6.1, 6.2, 8.1 to 8.3, 10.1 to 10.4</b> <b>RBT: L1, L2</b>			08
<b>Module 4</b>			
<b>Data link control:</b> DLC services, Data link layer protocols, Point to Point protocol (Framing, Transition phases only). <b>Media Access control:</b> Random Access, Controlled Access and Channelization, <b>Introduction to Data-Link Layer:</b> Introduction, Link-Layer Addressing, ARP <b>IPv4 Addressing and subnetting:</b> Classful and CIDR addressing, DHCP, NAT <b>Textbook1: Ch 9.1, 9.2, 11.1, 11.2 11.4, 12.1 to 12.3, 18.4</b> <b>RBT: L1, L2</b>			08
<b>Module 5</b>			
<b>Wired LANs Ethernet:</b> Ethernet Protocol, Standard Ethernet, Fast Ethernet, Gigabit Ethernet and 10 Gigabit Ethernet, <b>Wireless LANs:</b> Introduction, IEEE 802.11 Project and Bluetooth. <b>Other wireless Networks:</b> Cellular Telephony			08

<b>Textbook1: Ch 13.1 to 13.5, 15.1 to 15.3, 16.2</b>	
<b>RBT: L1, L2</b>	
<b>Course Outcomes:</b> The student will be able to :	
<ul style="list-style-type: none"> <li>• Explain the various components of data communication.</li> <li>• Explain the fundamentals of digital communication and switching.</li> <li>• Compare and contrast data link layer protocols.</li> <li>• Summarize IEEE 802.xx standards</li> </ul>	
<b>Question Paper Pattern:</b>	
<ul style="list-style-type: none"> <li>• The question paper will have ten questions.</li> <li>• Each full Question consisting of 20 marks</li> <li>• There will be 2 full questions (with a maximum of four sub questions) from each module.</li> <li>• Each full question will have sub questions covering all the topics under a module.</li> <li>• The students will have to answer 5 full questions, selecting one full question from each module.</li> </ul>	
<b>Textbooks:</b>	
<ol style="list-style-type: none"> <li>1. Behrouz A. Forouzan, Data Communications and Networking 5E, 5<sup>th</sup> Edition, Tata McGraw-Hill, 2013.</li> </ol>	
<b>Reference Books:</b>	
<ol style="list-style-type: none"> <li>1. Alberto Leon-Garcia and Indra Widjaja: Communication Networks - Fundamental Concepts and Key architectures, 2nd Edition Tata McGraw-Hill, 2004.</li> <li>2. William Stallings: Data and Computer Communication, 8th Edition, Pearson Education, 2007.</li> <li>3. Larry L. Peterson and Bruce S. Davie: Computer Networks – A Systems Approach, 4th Edition, Elsevier, 2007.</li> <li>4. Nader F. Mir: Computer and Communication Networks, Pearson Education, 2007.</li> </ol>	

**DESIGN AND ANALYSIS OF ALGORITHMS LABORATORY**  
**(Effective from the academic year 2018 -2019)**  
**SEMESTER – IV**

Course Code	<b>18CSL47</b>	CIE Marks	40
Number of Contact Hours/Week	0:2:2	SEE Marks	60
Total Number of Lab Contact Hours	36	Exam Hours	03
<b>Credits – 2</b>			
<b>Course Learning Objectives:</b> This course (18CSL47) will enable students to:			
<ul style="list-style-type: none"> <li>• Design and implement various algorithms in JAVA</li> <li>• Employ various design strategies for problem solving.</li> <li>• Measure and compare the performance of different algorithms.</li> </ul>			
<b>Descriptions (if any):</b>			
<ul style="list-style-type: none"> <li>• Design, develop, and implement the specified algorithms for the following problems using Java language under LINUX /Windows environment. Netbeans / Eclipse or IntelliJIdea Community Edition IDE tool can be used for development and demonstration.</li> <li>• <b>Installation procedure of the required software must be demonstrated, carried out in groups and documented in the journal.</b></li> </ul>			
<b>Programs List:</b>			
1.			
a.	Create a Java class called <b>Student</b> with the following details as variables within it. <ul style="list-style-type: none"> <li>(i) USN</li> <li>(ii) Name</li> <li>(iii) Programme</li> <li>(iv) Phone</li> </ul> Write a Java program to create <i>nStudent</i> objects and print the USN, Name, Programme, and Phone of these objects with suitable headings.		
b.	Write a Java program to implement the Stack using arrays. Write Push(), Pop(), and Display() methods to demonstrate its working.		
2.			
a.	Design a superclass called <b>Staff</b> with details as StaffId, Name, Phone, Salary. Extend this class by writing three subclasses namely <b>Teaching</b> (domain, publications), <b>Technical</b> (skills), and <b>Contract</b> (period). Write a Java program to read and display at least 3 <i>staff</i> objects of all three categories.		
b.	Write a Java class called <b>Customer</b> to store their name and date_of_birth. The date_of_birth format should be dd/mm/yyyy. Write methods to read customer data as <name, dd/mm/yyyy> and display as <name, dd, mm, yyyy> using StringTokenizer class considering the delimiter character as “/”.		
3.			
a.	Write a Java program to read two integers <i>a</i> and <i>b</i> . Compute $a/b$ and print, when <i>b</i> is not zero. Raise an exception when <i>b</i> is equal to zero.		
b.	Write a Java program that implements a multi-thread application that has three threads. First thread generates a random integer for every 1 second; second thread computes the square of the number and prints; third thread will print the value of cube of the number.		
4.	Sort a given set of <i>n</i> integer elements using <b>Quick Sort</b> method and compute its time complexity. Run the program for varied values of $n > 5000$ and record the time taken to sort. Plot a graph of the time taken versus <i>n</i> on graph sheet. The elements can be read from a file or can be generated using the random number generator. Demonstrate using Java how the divide-and-conquer method works along with its time complexity analysis: worst case, average case and best case.		
5.	Sort a given set of <i>n</i> integer elements using <b>Merge Sort</b> method and compute its time		

	complexity. Run the program for varied values of $n > 5000$ , and record the time taken to sort. Plot a graph of the time taken versus $n$ on graph sheet. The elements can be read from a file or can be generated using the random number generator. Demonstrate using Java how the divide-and-conquer method works along with its time complexity analysis: worst case, average case and best case.
6.	Implement in Java, the <b>0/1 Knapsack</b> problem using (a) Dynamic Programming method (b) Greedy method.
7.	From a given vertex in a weighted connected graph, find shortest paths to other vertices using <b>Dijkstra's algorithm</b> . Write the program in Java.
8.	Find Minimum Cost Spanning Tree of a given connected undirected graph using <b>Kruskal's algorithm</b> . Use Union-Find algorithms in your program
9.	Find Minimum Cost Spanning Tree of a given connected undirected graph using <b>Prim's algorithm</b> .
10.	Write Java programs to (a) Implement All-Pairs Shortest Paths problem using <b>Floyd's algorithm</b> . (b) Implement <b>Travelling Sales Person problem</b> using Dynamic programming.
11.	Design and implement in Java to find a <b>subset</b> of a given set $S = \{S_1, S_2, \dots, S_n\}$ of $n$ positive integers whose SUM is equal to a given positive integer $d$ . For example, if $S = \{1, 2, 5, 6, 8\}$ and $d = 9$ , there are two solutions $\{1, 2, 6\}$ and $\{1, 8\}$ . Display a suitable message, if the given problem instance doesn't have a solution.
12.	Design and implement in Java to find all <b>Hamiltonian Cycles</b> in a connected undirected Graph $G$ of $n$ vertices using backtracking principle.
<b>Laboratory Outcomes:</b> The student should be able to:	
<ul style="list-style-type: none"> <li>• Design algorithms using appropriate design techniques (brute-force, greedy, dynamic programming, etc.)</li> <li>• Implement a variety of algorithms such as sorting, graph related, combinatorial, etc., in a high level language.</li> <li>• Analyze and compare the performance of algorithms using language features.</li> <li>• Apply and implement learned algorithm design techniques and data structures to solve real-world problems.</li> </ul>	
<b>Conduct of Practical Examination:</b>	
<ul style="list-style-type: none"> <li>• Experiment distribution <ul style="list-style-type: none"> <li>○ For laboratories having only one part: Students are allowed to pick one experiment from the lot with equal opportunity.</li> <li>○ For laboratories having PART A and PART B: Students are allowed to pick one experiment from PART A and one experiment from PART B, with equal opportunity.</li> </ul> </li> <li>• Change of experiment is allowed only once and marks allotted for procedure to be made zero of the changed part only.</li> <li>• Marks Distribution (<i>Courseed to change in accordance with university regulations</i>) <ul style="list-style-type: none"> <li>e) For laboratories having only one part – Procedure + Execution + Viva-Voce: <math>15+70+15 = 100</math> Marks</li> <li>f) For laboratories having PART A and PART B <ul style="list-style-type: none"> <li>i. Part A – Procedure + Execution + Viva = <math>6 + 28 + 6 = 40</math> Marks</li> <li>ii. Part B – Procedure + Execution + Viva = <math>9 + 42 + 9 = 60</math> Marks</li> </ul> </li> </ul> </li> </ul>	

**MICROCONTROLLER AND EMBEDDED SYSTEMS LABORATORY**  
**(Effective from the academic year 2018 -2019)**  
**SEMESTER – IV**

<b>Course Code</b>	<b>18CSL48</b>	<b>CIE Marks</b>	40
<b>Number of Contact Hours/Week</b>	0:2:2	<b>SEE Marks</b>	60
<b>Total Number of Lab Contact Hours</b>	36	<b>Exam Hours</b>	03
<b>Credits – 2</b>			
<b>Course Learning Objectives:</b> This course (18CSL48) will enable students to:			
<ul style="list-style-type: none"> <li>• Develop and test Program using ARM7TDMI/LPC2148</li> <li>• Conduct the experiments on an ARM7TDMI/LPC2148 evaluation board using evaluation version of Embedded 'C' &amp; Keil Uvision-4 tool/compiler.</li> </ul>			
<b>Descriptions (if any):</b>			
<b>Programs List:</b>			
<b>PART A</b> Conduct the following experiments by writing program using ARM7TDMI/LPC2148 using an evaluation board/simulator and the required software tool.			
1.	Write a program to multiply two 16 bit binary numbers.		
2.	Write a program to find the sum of first 10 integer numbers.		
3.	Write a program to find factorial of a number.		
4.	Write a program to add an array of 16 bit numbers and store the 32 bit result in internal RAM		
5.	Write a program to find the square of a number (1 to 10) using look-up table.		
6.	Write a program to find the largest/smallest number in an array of 32 numbers .		
7.	Write a program to arrange a series of 32 bit numbers in ascending/descending order.		
8.	Write a program to count the number of ones and zeros in two consecutive memory locations.		
<b>PART –B</b> Conduct the following experiments on an ARM7TDMI/LPC2148 evaluation board using evaluation version of Embedded 'C' & Keil Uvision-4 tool/compiler.			
9.	Display “Hello World” message using Internal UART.		
10.	Interface and Control a DC Motor.		
11.	Interface a Stepper motor and rotate it in clockwise and anti-clockwise direction.		
12.	Determine Digital output for a given Analog input using Internal ADC of ARM controller.		
13.	Interface a DAC and generate Triangular and Square waveforms.		
14.	Interface a 4x4 keyboard and display the key code on an LCD.		
15.	Demonstrate the use of an external interrupt to toggle an LED On/Off.		
16.	Display the Hex digits 0 to F on a 7-segment LED interface, with an appropriate delay in between		
<b>Laboratory Outcomes:</b> The student should be able to:			
<ul style="list-style-type: none"> <li>• Develop and test program using ARM7TDMI/LPC2148</li> <li>• Conduct the following experiments on an ARM7TDMI/LPC2148 evaluation board using evaluation version of Embedded 'C' &amp; Keil Uvision-4 tool/compiler.</li> </ul>			
<b>Conduct of Practical Examination:</b>			
<ul style="list-style-type: none"> <li>• Experiment distribution <ul style="list-style-type: none"> <li>○ For laboratories having only one part: Students are allowed to pick one experiment from the lot with equal opportunity.</li> <li>○ For laboratories having PART A and PART B: Students are allowed to pick one experiment from PART A and one experiment from PART B, with equal opportunity.</li> </ul> </li> <li>• Change of experiment is allowed only once and marks allotted for procedure to be made zero of the changed part only.</li> <li>• Marks Distribution (<i>Courseed to change in accordance with university regulations</i>) <ul style="list-style-type: none"> <li>g) For laboratories having only one part – Procedure + Execution + Viva-Voce: 15+70+15 =</li> </ul> </li> </ul>			

100 Marks

h) For laboratories having PART A and PART B

i. Part A – Procedure + Execution + Viva =  $6 + 28 + 6 = 40$  Marks

ii. Part B – Procedure + Execution + Viva =  $9 + 42 + 9 = 60$  Marks

**B. E. Common to all Programmes**  
**Outcome Based Education (OBE) and Choice Based Credit System (CBCS)**  
**SEMESTER - IV**

**ADDITIONAL MATHEMATICS – II**

(Mandatory Learning Course: Common to All Programmes)

(A Bridge course for Lateral Entry students under Diploma quota to BE/B. Tech. programmes)

Course Code	<b>18MATDIP41</b>	CIE Marks	40
Teaching Hours/Week (L:T:P)	(2:1:0)	SEE Marks	60
Credits	<b>0</b>	Exam Hours	03

**Course Learning Objectives:**

- To provide essential concepts of linear algebra, second & higher order differential equations along with methods to solve them.
- To provide an insight into elementary probability theory and numerical methods.

**Module-1**

**Linear Algebra:** Introduction - rank of matrix by elementary row operations - Echelon form. Consistency of system of linear equations - Gauss elimination method. Eigen values and Eigen vectors of a square matrix. Problems.

**Module-2**

**Numerical Methods:** Finite differences. Interpolation/extrapolation using Newton's forward and backward difference formulae (Statements only)-problems. Solution of polynomial and transcendental equations – Newton-Raphson and Regula-Falsi methods (only formulae)- Illustrative examples. Numerical integration: Simpson's one third rule and Weddle's rule (without proof) Problems.

**Module-3**

**Higher order ODE's:** Linear differential equations of second and higher order equations with constant coefficients. Homogeneous /non-homogeneous equations. Inverse differential operators. [*Particular Integral restricted to  $R(x) = e^{ax}, \sin ax / \cos ax$  for  $f(D)y = R(x)$ . ]*

**Module-4**

**Partial Differential Equations (PDE's):-** Formation of PDE's by elimination of arbitrary constants and functions. Solution of non-homogeneous PDE by direct integration. Homogeneous PDEs involving derivative with respect to one independent variable only.

**Module-5**

**Probability:** Introduction. Sample space and events. Axioms of probability. Addition & multiplication theorems. Conditional probability, Bayes's theorem, problems.

**Course Outcomes:** At the end of the course the student will be able to:

- CO1: Solve systems of linear equations using matrix algebra.
- CO2: Apply the knowledge of numerical methods in modelling and solving engineering problems.
- CO3: Make use of analytical methods to solve higher order differential equations.
- CO4: Classify partial differential equations and solve them by exact methods.
- CO5: Apply elementary probability theory and solve related problems.

**Question paper pattern:**

- The question paper will have ten full questions carrying equal marks.
- Each full question will be for 20 marks.
- There will be two full questions (with a maximum of four sub- questions) from each module.
- Each full question will have sub- question covering all the topics under a module.
- The students will have to answer five full questions, selecting one full question from each module.



<b>Sl No</b>	<b>Title of the Book</b>	<b>Name of the Author/s</b>	<b>Name of the Publisher</b>	<b>Edition and Year</b>
<b>Textbook</b>				
1	Higher Engineering Mathematics	B.S. Grewal	Khanna Publishers	43 <sup>rd</sup> Edition, 2015
<b>Reference Books</b>				
1	Advanced Engineering Mathematics	E. Kreyszig	John Wiley & Sons	10 <sup>th</sup> Edition, 2015
2	Engineering Mathematics	N. P. Bali and Manish Goyal	Laxmi Publishers	7th Edition, 2007
3	Engineering Mathematics Vol. I	Rohit Khurana	Cengage Learning	1 <sup>st</sup> Edition, 2015

<b>MANAGEMENT AND ENTREPRENEURSHIP FOR IT INDUSTRY</b> (Effective from the academic year 2018 -2019) <b>SEMESTER – V</b>			
<b>Course Code</b>	<b>18CS51</b>	<b>CIE Marks</b>	40
<b>Number of Contact Hours/Week</b>	2:2:0	<b>SEE Marks</b>	60
<b>Total Number of Contact Hours</b>	40	<b>Exam Hours</b>	03
<b>CREDITS – 03</b>			
<b>Course Learning Objectives:</b> This course (18CS51) will enable students to:			
<ul style="list-style-type: none"> <li>• Explain the principles of management, organization and entrepreneur.</li> <li>• Discuss on planning, staffing, ERP and their importance</li> <li>• Infer the importance of intellectual property rights and relate the institutional support</li> </ul>			
<b>Module – 1</b>			<b>Contact Hours</b>
<b>Introduction</b> - Meaning, nature and characteristics of management, scope and Functional areas of management, goals of management, levels of management, brief overview of evolution of management theories,. Planning- Nature, importance, types of plans, steps in planning, Organizing- nature and purpose, types of Organization, Staffing- meaning, process of recruitment and selection <b>RBT: L1, L2</b>			08
<b>Module – 2</b>			
<b>Directing and controlling-</b> meaning and nature of directing, leadership styles, motivation Theories, Communication- Meaning and importance, Coordination- meaning and importance, Controlling- meaning, steps in controlling, methods of establishing control. <b>RBT: L1, L2</b>			08
<b>Module – 3</b>			
<b>Entrepreneur</b> – meaning of entrepreneur, characteristics of entrepreneurs, classification and types of entrepreneurs, various stages in entrepreneurial process, role of entrepreneurs in economic development, entrepreneurship in India and barriers to entrepreneurship. Identification of business opportunities, market feasibility study, technical feasibility study, financial feasibility study and social feasibility study. <b>RBT: L1, L2</b>			08
<b>Module – 4</b>			
<b>Preparation of project and ERP</b> - meaning of project, project identification, project selection, project report, need and significance of project report, contents, formulation, guidelines by planning commission for project report, <b>Enterprise Resource Planning: Meaning and Importance-</b> ERP and Functional areas of Management – Marketing / Sales- Supply Chain Management – Finance and Accounting – Human Resources – Types of reports and methods of report generation <b>RBT: L1, L2</b>			08
<b>Module – 5</b>			
<b>Micro and Small Enterprises:</b> Definition of micro and small enterprises, characteristics and advantages of micro and small enterprises, steps in establishing micro and small enterprises, Government of India industrial policy 2007 on micro and small enterprises, case study (Microsoft), Case study(Captain G R Gopinath),case study (N R Narayana Murthy & Infosys), <b>Institutional support:</b> MSME-DI, NSIC, SIDBI, KIADB, KSSIDC, TECSOK, KSFC, DIC and District level single window agency, <b>Introduction to IPR.</b>			08

<b>RBT: L1, L2</b>	
<b>Course outcomes:</b> The students should be able to:	
<ul style="list-style-type: none"> <li>• Define management, organization, entrepreneur, planning, staffing, ERP and outline their importance in entrepreneurship</li> <li>• Utilize the resources available effectively through ERP</li> <li>• Make use of IPRs and institutional support in entrepreneurship</li> </ul>	
<b>Question Paper Pattern:</b>	
<ul style="list-style-type: none"> <li>• The question paper will have ten questions.</li> <li>• Each full Question consisting of 20 marks</li> <li>• There will be 2 full questions (with a maximum of four sub questions) from each module.</li> <li>• Each full question will have sub questions covering all the topics under a module.</li> <li>• The students will have to answer 5 full questions, selecting one full question from each module.</li> </ul>	
<b>Textbooks:</b>	
<ol style="list-style-type: none"> <li>1. Principles of Management -P. C. Tripathi, P. N. Reddy; Tata McGraw Hill, 4th / 6<sup>th</sup> Edition, 2010.</li> <li>2. Dynamics of Entrepreneurial Development &amp; Management -Vasant Desai Himalaya Publishing House.</li> <li>3. Entrepreneurship Development -Small Business Enterprises -Poornima M Charantimath Pearson Education – 2006.</li> <li>4. Management and Entrepreneurship - Kanishka Bedi- Oxford University Press-2017</li> </ol>	
<b>Reference Books:</b>	
<ol style="list-style-type: none"> <li>1. Management Fundamentals -Concepts, Application, Skill Development Robert Lusier – Thomson.</li> <li>2. Entrepreneurship Development -S S Khanka -S Chand &amp; Co.</li> <li>3. Management -Stephen Robbins -Pearson Education /PHI -17th Edition, 2003</li> </ol>	

<b>COMPUTER NETWORKS AND SECURITY</b> (Effective from the academic year 2018 -2019) <b>SEMESTER – V</b>			
<b>Course Code</b>	<b>18CS52</b>	<b>CIE Marks</b>	40
<b>Number of Contact Hours/Week</b>	3:2:0	<b>SEE Marks</b>	60
<b>Total Number of Contact Hours</b>	50	<b>Exam Hours</b>	03
<b>CREDITS –4</b>			
<b>Course Learning Objectives:</b> This course (18CS52) will enable students to:			
<ul style="list-style-type: none"> <li>• Demonstration of application layer protocols</li> <li>• Discuss transport layer services and understand UDP and TCP protocols</li> <li>• Explain routers, IP and Routing Algorithms in network layer</li> <li>• Disseminate the Wireless and Mobile Networks covering IEEE 802.11 Standard</li> <li>• Illustrate concepts of Multimedia Networking, Security and Network Management</li> </ul>			
<b>Module 1</b>			<b>Contact Hours</b>
<p><b>Application Layer:</b> Principles of Network Applications: Network Application Architectures, Processes Communicating, Transport Services Available to Applications, Transport Services Provided by the Internet, Application-Layer Protocols. The Web and HTTP: Overview of HTTP, Non-persistent and Persistent Connections, HTTP Message Format, User-Server Interaction: Cookies, Web Caching, The Conditional GET, File Transfer: FTP Commands &amp; Replies, Electronic Mail in the Internet: SMTP, Comparison with HTTP, Mail Message Format, Mail Access Protocols, DNS; The Internet's Directory Service: Services Provided by DNS, Overview of How DNS Works, DNS Records and Messages, Peer-to-Peer Applications: P2P File Distribution, Distributed Hash Tables, Socket Programming: creating Network Applications: Socket Programming with UDP, Socket Programming with TCP.</p> <p><b>T1: Chap 2</b> <b>RBT: L1, L2, L3</b></p>			10
<b>Module 2</b>			
<p><b>Transport Layer :</b> Introduction and Transport-Layer Services: Relationship Between Transport and Network Layers, Overview of the Transport Layer in the Internet, Multiplexing and Demultiplexing: Connectionless Transport: UDP,UDP Segment Structure, UDP Checksum, Principles of Reliable Data Transfer: Building a Reliable Data Transfer Protocol, Pipelined Reliable Data Transfer Protocols, Go-Back-N, Selective repeat, Connection-Oriented Transport TCP: The TCP Connection, TCP Segment Structure, Round-Trip Time Estimation and Timeout, Reliable Data Transfer, Flow Control, TCP Connection Management, Principles of Congestion Control: The Causes and the Costs of Congestion, Approaches to Congestion Control, Network-assisted congestion-control example, ATM ABR Congestion control, TCP Congestion Control: Fairness.</p> <p><b>T1: Chap 3</b> <b>RBT: L1, L2, L3</b></p>			10
<b>Module 3</b>			
<p><b>The Network layer:</b> What's Inside a Router?: Input Processing, Switching, Output Processing, Where Does Queuing Occur? Routing control plane, IPv6,A Brief foray into IP Security, Routing Algorithms: The Link-State (LS) Routing Algorithm, The Distance-Vector (DV) Routing Algorithm, Hierarchical Routing, Routing in the Internet, Intra-AS Routing in the Internet: RIP, Intra-AS Routing in the Internet: OSPF, Inter/AS Routing: BGP, Broadcast Routing Algorithms and Multicast.</p> <p><b>T1: Chap 4: 4.3-4.7</b> <b>RBT: L1, L2, L3</b></p>			10

<b>Module 4</b>	
<p>Network Security:Overview of Network Security:Elements of Network Security , Classification of Network Attacks ,Security Methods ,Symmetric-Key Cryptography :Data Encryption Standard (DES),Advanced Encryption Standard (AES) , Public-Key Cryptography :RSA Algorithm ,Diffie-Hellman Key-Exchange Protocol , Authentication :Hash Function , Secure Hash Algorithm (SHA) , Digital Signatures , Firewalls and Packet Filtering ,Packet Filtering , Proxy Server .</p> <p><b>Textbook2: Chapter 10</b> <b>RBT: L1, L2, L3</b></p>	10
<b>Module 5</b>	
<p>Multimedia Networking: Properties of video, properties of Audio, Types of multimedia Network Applications, Streaming stored video: UDP Streaming, HTTP Streaming, Adaptive streaming and DASH, content distribution Networks</p> <p>Voice-over-IP :Limitations of the Best-Effort IP Service ,Removing Jitter at the Receiver for Audio ,Recovering from Packet Loss Protocols for Real-Time Conversational Applications , RTP , SIP</p> <p><b>Textbook11: Chap 7</b> <b>RBT: L1, L2, L3</b></p>	10
<b>Course Outcomes:</b> The student will be able to :	
<ul style="list-style-type: none"> <li>• Explain principles of application layer protocols</li> <li>• Recognize transport layer services and infer UDP and TCP protocols</li> <li>• Classify routers, IP and Routing Algorithms in network layer</li> <li>• Understand the Wireless and Mobile Networks covering IEEE 802.11 Standard</li> <li>• Describe Multimedia Networking and Network Management</li> </ul>	
<b>Question Paper Pattern:</b>	
<ul style="list-style-type: none"> <li>• The question paper will have ten questions.</li> <li>• Each full Question consisting of 20 marks</li> <li>• There will be 2 full questions (with a maximum of four sub questions) from each module.</li> <li>• Each full question will have sub questions covering all the topics under a module.</li> <li>• The students will have to answer 5 full questions, selecting one full question from each module.</li> </ul>	
<b>Textbooks:</b>	
<ol style="list-style-type: none"> <li>1. James F Kurose and Keith W Ross, Computer Networking, A Top-Down Approach, Sixth edition, Pearson,2017 .</li> <li>2. Nader F Mir, Computer and Communication Networks, 2<sup>nd</sup> Edition, Pearson, 2014.</li> </ol>	
<b>Reference Books:</b>	
<ol style="list-style-type: none"> <li>1. Behrouz A Forouzan, Data and Communications and Networking, Fifth Edition, McGraw Hill, Indian Edition</li> <li>2. Larry L Peterson and Bruce S Davie, Computer Networks, fifth edition, ELSEVIER</li> <li>3. Andrew S Tanenbaum, Computer Networks, fifth edition, Pearson</li> <li>4. Mayank Dave, Computer Networks, Second edition, Cengage Learning</li> </ol>	

<b>DATABASE MANAGEMENT SYSTEM</b> <b>(Effective from the academic year 2018 -2019)</b> <b>SEMESTER – V</b>			
<b>Course Code</b>	<b>18CS53</b>	<b>CIE Marks</b>	40
<b>Number of Contact Hours/Week</b>	3:2:0	<b>SEE Marks</b>	60
<b>Total Number of Contact Hours</b>	50	<b>Exam Hours</b>	03
<b>CREDITS –4</b>			
<b>Course Learning Objectives:</b> This course (18CS53) will enable students to: <ul style="list-style-type: none"> <li>• Provide a strong foundation in database concepts, technology, and practice.</li> <li>• Practice SQL programming through a variety of database problems.</li> <li>• Demonstrate the use of concurrency and transactions in database</li> <li>• Design and build database applications for real world problems.</li> </ul>			
<b>Module 1</b>			<b>Contact Hours</b>
<b>Introduction to Databases:</b> Introduction, Characteristics of database approach, Advantages of using the DBMS approach, History of database applications. <b>Overview of Database Languages and Architectures:</b> Data Models, Schemas, and Instances. Three schema architecture and data independence, database languages, and interfaces, The Database System environment. <b>Conceptual Data Modelling using Entities and Relationships:</b> Entity types, Entity sets, attributes, roles, and structural constraints, Weak entity types, ER diagrams, examples, Specialization and Generalization. <b>Textbook 1:Ch 1.1 to 1.8, 2.1 to 2.6, 3.1 to 3.10</b> <b>RBT: L1, L2, L3</b>			10
<b>Module 2</b>			
<b>Relational Model:</b> Relational Model Concepts, Relational Model Constraints and relational database schemas, Update operations, transactions, and dealing with constraint violations. <b>Relational Algebra:</b> Unary and Binary relational operations, additional relational operations (aggregate, grouping, etc.) Examples of Queries in relational algebra. <b>Mapping Conceptual Design into a Logical Design:</b> Relational Database Design using ER-to-Relational mapping. <b>SQL:</b> SQL data definition and data types, specifying constraints in SQL, retrieval queries in SQL, INSERT, DELETE, and UPDATE statements in SQL, Additional features of SQL. <b>Textbook 1: Ch4.1 to 4.5, 5.1 to 5.3, 6.1 to 6.5, 8.1; Textbook 2: 3.5</b> <b>RBT: L1, L2, L3</b>			10
<b>Module 3</b>			
<b>SQL : Advances Queries:</b> More complex SQL retrieval queries, Specifying constraints as assertions and action triggers, Views in SQL, Schema change statements in SQL. <b>Database Application Development:</b> Accessing databases from applications, An introduction to JDBC, JDBC classes and interfaces, SQLJ, Stored procedures, Case study: The internet Bookshop. <b>Internet Applications:</b> The three-Tier application architecture, The presentation layer, The Middle Tier <b>Textbook 1: Ch7.1 to 7.4; Textbook 2: 6.1 to 6.6, 7.5 to 7.7.</b> <b>RBT: L1, L2, L3</b>			10
<b>Module 4</b>			
<b>Normalization: Database Design Theory –</b> Introduction to Normalization using Functional and Multivalued Dependencies: Informal design guidelines for relation schema, Functional Dependencies, Normal Forms based on Primary Keys, Second and Third Normal Forms, Boyce-Codd Normal Form, Multivalued Dependency and Fourth Normal Form, Join Dependencies and Fifth Normal Form. <b>Normalization Algorithms:</b> Inference Rules, Equivalence, and Minimal Cover, Properties of Relational Decompositions, Algorithms for Relational Database Schema Design, Nulls, Dangling tuples, and alternate Relational			10

<p>Designs, Further discussion of Multivalued dependencies and 4NF, Other dependencies and Normal Forms</p> <p><b>Textbook 1: Ch14.1 to 14.7, 15.1 to 15.6</b></p> <p><b>RBT: L1, L2, L3</b></p>	
<b>Module 5</b>	
<p><b>Transaction Processing:</b> Introduction to Transaction Processing, Transaction and System concepts, Desirable properties of Transactions, Characterizing schedules based on recoverability, Characterizing schedules based on Serializability, Transaction support in SQL. <b>Concurrency Control in Databases:</b> Two-phase locking techniques for Concurrency control, Concurrency control based on Timestamp ordering, Multiversion Concurrency control techniques, Validation Concurrency control techniques, Granularity of Data items and Multiple Granularity Locking. <b>Introduction to Database Recovery Protocols:</b> Recovery Concepts, NO-UNDO/REDO recovery based on Deferred update, Recovery techniques based on immediate update, Shadow paging, Database backup and recovery from catastrophic failures</p> <p><b>Textbook 1: 20.1 to 20.6, 21.1 to 21.7, 22.1 to 22.4, 22.7.</b></p> <p><b>RBT: L1, L2, L3</b></p>	10
<b>Course Outcomes:</b> The student will be able to :	
<ul style="list-style-type: none"> <li>• Identify, analyze and define database objects, enforce integrity constraints on a database using RDBMS.</li> <li>• Use Structured Query Language (SQL) for database manipulation.</li> <li>• Design and build simple database systems</li> <li>• Develop application to interact with databases.</li> </ul>	
<b>Question Paper Pattern:</b>	
<ul style="list-style-type: none"> <li>• The question paper will have ten questions.</li> <li>• Each full Question consisting of 20 marks</li> <li>• There will be 2 full questions (with a maximum of four sub questions) from each module.</li> <li>• Each full question will have sub questions covering all the topics under a module.</li> <li>• The students will have to answer 5 full questions, selecting one full question from each module.</li> </ul>	
<b>Textbooks:</b>	
<ol style="list-style-type: none"> <li>1. Fundamentals of Database Systems, Ramez Elmasri and Shamkant B. Navathe, 7th Edition, 2017, Pearson.</li> <li>2. Database management systems, Ramakrishnan, and Gehrke, 3<sup>rd</sup> Edition, 2014, McGraw Hill</li> </ol>	
<b>Reference Books:</b>	
<ol style="list-style-type: none"> <li>1. Silberschatz Korth and Sudharshan, Database System Concepts, 6<sup>th</sup> Edition, Mc-GrawHill, 2013.</li> <li>2. Coronel, Morris, and Rob, Database Principles Fundamentals of Design, Implementation and Management, Cengage Learning 2012.</li> </ol>	

<b>AUTOMATA THEORY AND COMPUTABILITY</b> <b>(Effective from the academic year 2018 -2019)</b> <b>SEMESTER – V</b>			
<b>Course Code</b>	18CS54	<b>CIE Marks</b>	40
<b>Number of Contact Hours/Week</b>	3:0:0	<b>SEE Marks</b>	60
<b>Total Number of Contact Hours</b>	40	<b>Exam Hours</b>	03
<b>CREDITS –3</b>			
<b>Course Learning Objectives:</b> This course (18CS54) will enable students to: <ul style="list-style-type: none"> <li>• Introduce core concepts in Automata and Theory of Computation</li> <li>• Identify different Formal language Classes and their Relationships</li> <li>• Design Grammars and Recognizers for different formal languages</li> <li>• Prove or disprove theorems in automata theory using their properties</li> <li>• Determine the decidability and intractability of Computational problems</li> </ul>			
<b>Module 1</b>			<b>Contact Hours</b>
<b>Why study the Theory of Computation, Languages and Strings:</b> Strings, Languages. A Language Hierarchy, Computation, <b>Finite State Machines (FSM):</b> Deterministic FSM, Regular languages, Designing FSM, Nondeterministic FSMs, From FSMs to Operational Systems, Simulators for FSMs, Minimizing FSMs, Canonical form of Regular languages, Finite State Transducers, Bidirectional Transducers. <b>Textbook 1: Ch 1,2, 3,4, 5.1 to 5.10</b> <b>RBT: L1, L2</b>			08
<b>Module 2</b>			
<b>Regular Expressions (RE):</b> what is a RE?, Kleene’s theorem, Applications of REs, Manipulating and Simplifying REs. Regular Grammars: Definition, Regular Grammars and Regular languages. Regular Languages (RL) and Non-regular Languages: How many RLs, To show that a language is regular, Closure properties of RLs, to show some languages are not RLs. <b>Textbook 1: Ch 6, 7, 8: 6.1 to 6.4, 7.1, 7.2, 8.1 to 8.4</b> <b>RBT: L1, L2, L3</b>			08
<b>Module 3</b>			
<b>Context-Free Grammars(CFG):</b> Introduction to Rewrite Systems and Grammars, CFGs and languages, designing CFGs, simplifying CFGs, proving that a Grammar is correct, Derivation and Parse trees, Ambiguity, Normal Forms. Pushdown Automata (PDA): Definition of non-deterministic PDA, Deterministic and Non-deterministic PDAs, Non-determinism and Halting, alternative equivalent definitions of a PDA, alternatives that are not equivalent to PDA. <b>Textbook 1: Ch 11, 12: 11.1 to 11.8, 12.1, 12.2, 12.4, 12.5, 12.6</b> <b>RBT: L1, L2, L3</b>			08
<b>Module 4</b>			
<b>Algorithms and Decision Procedures for CFLs:</b> Decidable questions, Un-decidable questions. <b>Turing Machine:</b> Turing machine model, Representation, Language acceptability by TM, design of TM, Techniques for TM construction. Variants of Turing Machines (TM), The model of Linear Bounded automata. <b>Textbook 1: Ch 14: 14.1, 14.2, Textbook 2: Ch 9.1 to 9.8</b> <b>RBT: L1, L2, L3</b>			08
<b>Module 5</b>			
<b>Decidability:</b> Definition of an algorithm, decidability, decidable languages, Undecidable languages, halting problem of TM, Post correspondence problem. Complexity: Growth rate			08



<p>of functions, the classes of P and NP, Quantum Computation: quantum computers, Church-Turing thesis. <b>Applications:</b> G.1 Defining syntax of programming language, Appendix J: Security</p> <p><b>Textbook 2: 10.1 to 10.7, 12.1, 12.2, 12.8, 12.8.1, 12.8.2</b></p> <p><b>Textbook 1: Appendix: G.1(only), J.1 &amp; J.2</b></p> <p><b>RBT: L1, L2, L3</b></p>	
<p><b>Course Outcomes:</b> The student will be able to :</p> <ul style="list-style-type: none"> <li>• Acquire fundamental understanding of the core concepts in automata theory and Theory of Computation</li> <li>• Learn how to translate between different models of Computation (e.g., Deterministic and Non-deterministic and Software models).</li> <li>• Design Grammars and Automata (recognizers) for different language classes and become knowledgeable about restricted models of Computation (Regular, Context Free) and their relative powers.</li> <li>• Develop skills in formal reasoning and reduction of a problem to a formal model, with an emphasis on semantic precision and conciseness.</li> <li>• Classify a problem with respect to different models of Computation.</li> </ul>	
<p><b>Question Paper Pattern:</b></p> <ul style="list-style-type: none"> <li>• The question paper will have ten questions.</li> <li>• Each full Question consisting of 20 marks</li> <li>• There will be 2 full questions (with a maximum of four sub questions) from each module.</li> <li>• Each full question will have sub questions covering all the topics under a module.</li> <li>• The students will have to answer 5 full questions, selecting one full question from each module.</li> </ul>	
<p><b>Textbooks:</b></p> <ol style="list-style-type: none"> <li>1. Elaine Rich, Automata, Computability and Complexity, 1<sup>st</sup> Edition, Pearson education, 2012/2013</li> <li>2. K L P Mishra, N Chandrasekaran , 3<sup>rd</sup> Edition, Theory of Computer Science, PHI, 2012.</li> </ol>	
<p><b>Reference Books:</b></p> <ol style="list-style-type: none"> <li>1. John E Hopcroft, Rajeev Motwani, Jeffery D Ullman, Introduction to Automata Theory, Languages, and Computation, 3rd Edition, Pearson Education, 2013</li> <li>2. Michael Sipser : Introduction to the Theory of Computation, 3rd edition, Cengage learning, 2013</li> <li>3. John C Martin, Introduction to Languages and The Theory of Computation, 3<sup>rd</sup> Edition, Tata McGraw –Hill Publishing Company Limited, 2013</li> <li>4. Peter Linz, “An Introduction to Formal Languages and Automata”, 3rd Edition, Narosa Publishers, 1998</li> <li>5. Basavaraj S. Anami, Karibasappa K G, Formal Languages and Automata theory, Wiley India, 2012</li> <li>6. C K Nagpal, Formal Languages and Automata Theory, Oxford University press, 2012.</li> </ol>	
<p><b>Faculty can utilize open source tools (like JFLAP) to make teaching and learning more interactive.</b></p>	

**APPLICATION DEVELOPMENT USING PYTHON**  
**[(Effective from the academic year 2018 -2019)**  
**SEMESTER – V**

<b>Course Code</b>	<b>18CS55</b>	<b>IA Marks</b>	40
<b>Number of Lecture Hours/Week</b>	03	<b>Exam Marks</b>	60
<b>Total Number of Lecture Hours</b>	40	<b>Exam Hours</b>	03

**CREDITS – 03**

**Course Learning Objectives:** This course (18CS55) will enable students to

- Learn the syntax and semantics of Python programming language.
- Illustrate the process of structuring the data using lists, tuples and dictionaries.
- Demonstrate the use of built-in functions to navigate the file system.
- Implement the Object Oriented Programming concepts in Python.
- Appraise the need for working with various documents like Excel, PDF, Word and Others.

**Module – 1**

**Teaching Hours**

**Python Basics**, Entering Expressions into the Interactive Shell, The Integer, Floating-Point, and String Data Types, String Concatenation and Replication, Storing Values in Variables, Your First Program, Dissecting Your Program, **Flow control**, Boolean Values, Comparison Operators, Boolean Operators, Mixing Boolean and Comparison Operators, Elements of Flow Control, Program Execution, Flow Control Statements, Importing Modules, Ending a Program Early with sys.exit(), **Functions**, def Statements with Parameters, Return Values and return Statements, The None Value, Keyword Arguments and print(), Local and Global Scope, The global Statement, Exception Handling, A Short Program: Guess the Number

**Textbook 1: Chapters 1 – 3**

**RBT: L1, L2**

08

**Module – 2**

**Lists**, The List Data Type, Working with Lists, Augmented Assignment Operators, Methods, Example Program: Magic 8 Ball with a List, List-like Types: Strings and Tuples, References, **Dictionaries and Structuring Data**, The Dictionary Data Type, Pretty Printing, Using Data Structures to Model Real-World Things, **Manipulating Strings**, Working with Strings, Useful String Methods, Project: Password Locker, Project: Adding Bullets to Wiki Markup

**Textbook 1: Chapters 4 – 6**

**RBT: L1, L2, L3**

08

**Module – 3**

**Pattern Matching with Regular Expressions**, Finding Patterns of Text Without Regular Expressions, Finding Patterns of Text with Regular Expressions, More Pattern Matching with Regular Expressions, Greedy and Nongreedy Matching, The findall() Method, Character Classes, Making Your Own Character Classes, The Caret and Dollar Sign Characters, The Wildcard Character, Review of Regex Symbols, Case-Insensitive Matching, Substituting Strings with the sub() Method, Managing Complex Regexes, Combining re.IGNORECASE, re.DOTALL, and re.VERBOSE, Project: Phone Number and Email Address Extractor, **Reading and Writing Files**, Files and File Paths, The os.path Module, The File Reading/Writing Process, Saving Variables with the shelve Module, Saving Variables with the pprint.pformat() Function, Project: Generating Random Quiz Files, Project: Multiclipboard, **Organizing Files**, The shutil Module, Walking a Directory Tree, Compressing Files with the zipfile Module, Project: Renaming Files with American-Style Dates to European-Style Dates, Project: Backing Up a Folder into a ZIP File, **Debugging**, Raising Exceptions, Getting the Traceback as a String, Assertions, Logging, IDLE's Debugger.

**Textbook 1: Chapters 7 – 10**

08

<b>RBT: L1, L2, L3</b>	
<b>Module – 4</b>	
<p><b>Classes and objects</b>, Programmer-defined types, Attributes, Rectangles, Instances as return values, Objects are mutable, Copying, <b>Classes and functions</b>, Time, Pure functions, Modifiers, Prototyping versus planning, <b>Classes and methods</b>, Object-oriented features, Printing objects, Another example, A more complicated example, The init method, The <code>__str__</code> method, Operator overloading, Type-based dispatch, Polymorphism, Interface and implementation, <b>Inheritance</b>, Card objects, Class attributes, Comparing cards, Decks, Printing the deck, Add, remove, shuffle and sort, Inheritance, Class diagrams, Data encapsulation</p> <p><b>Textbook 2: Chapters 15 – 18</b>  <b>RBT: L1, L2, L3</b></p>	08
<b>Module – 5</b>	
<p><b>Web Scraping</b>, Project: MAPIT.PY with the webbrowser Module, Downloading Files from the Web with the requests Module, Saving Downloaded Files to the Hard Drive, HTML, Parsing HTML with the BeautifulSoup Module, Project: “I’m Feeling Lucky” Google Search, Project: Downloading All XKCD Comics, Controlling the Browser with the selenium Module, <b>Working with Excel Spreadsheets</b>, Excel Documents, Installing the openpyxl Module, Reading Excel Documents, Project: Reading Data from a Spreadsheet, Writing Excel Documents, Project: Updating a Spreadsheet, Setting the Font Style of Cells, Font Objects, Formulas, Adjusting Rows and Columns, Charts, <b>Working with PDF and Word Documents</b>, PDF Documents, Project: Combining Select Pages from Many PDFs, Word Documents, <b>Working with CSV files and JSON data</b>, The csv Module, Project: Removing the Header from CSV Files, JSON and APIs, The json Module, Project: Fetching Current Weather Data</p> <p><b>Textbook 1: Chapters 11 – 14</b>  <b>RBT: L1, L2, L3</b></p>	08
<b>Course Outcomes:</b> After studying this course, students will be able to	
<ul style="list-style-type: none"> <li>• Demonstrate proficiency in handling of loops and creation of functions.</li> <li>• Identify the methods to create and manipulate lists, tuples and dictionaries.</li> <li>• Discover the commonly used operations involving regular expressions and file system.</li> <li>• Interpret the concepts of Object-Oriented Programming as used in Python.</li> <li>• Determine the need for scraping websites and working with CSV, JSON and other file formats.</li> </ul>	
<b>Question paper pattern:</b>	
<ul style="list-style-type: none"> <li>• The question paper will have ten questions.</li> <li>• Each full Question consisting of 20 marks</li> <li>• There will be 2 full questions (with a maximum of four sub questions) from each module.</li> <li>• Each full question will have sub questions covering all the topics under a module.</li> <li>• The students will have to answer 5 full questions, selecting one full question from each module.</li> </ul>	
<b>Text Books:</b>	
<ol style="list-style-type: none"> <li>1. Al Sweigart, “<b>Automate the Boring Stuff with Python</b>”, 1<sup>st</sup> Edition, No Starch Press, 2015. (Available under CC-BY-NC-SA license at <a href="https://automatetheboringstuff.com/">https://automatetheboringstuff.com/</a>) (Chapters 1 to 18)</li> <li>2. Allen B. Downey, “<b>Think Python: How to Think Like a Computer Scientist</b>”, 2<sup>nd</sup> Edition, Green Tea Press, 2015. (Available under CC-BY-NC license at <a href="http://greenteapress.com/thinkpython2/thinkpython2.pdf">http://greenteapress.com/thinkpython2/thinkpython2.pdf</a>) (Chapters 13, 15, 16, 17, 18) (Download pdf/html files from the above links)</li> </ol>	
<b>Reference Books:</b>	
<ol style="list-style-type: none"> <li>1. Gowrishankar S, Veena A, “<b>Introduction to Python Programming</b>”, 1<sup>st</sup> Edition, CRC Press/Taylor &amp; Francis, 2018. ISBN-13: 978-0815394372</li> </ol>	

2. Jake VanderPlas, **“Python Data Science Handbook: Essential Tools for Working with Data”**, 1<sup>st</sup> Edition, O’Reilly Media, 2016. ISBN-13: 978-1491912058
3. Charles Dierbach, **“Introduction to Computer Science Using Python”**, 1<sup>st</sup> Edition, Wiley India Pvt Ltd, 2015. ISBN-13: 978-8126556014
4. Wesley J Chun, **“Core Python Applications Programming”**, 3<sup>rd</sup> Edition, Pearson Education India, 2015. ISBN-13: 978-9332555365

<b>UNIX PROGRAMMING</b> (Effective from the academic year 2018 -2019) <b>SEMESTER – V</b>			
<b>Course Code</b>	<b>18CS56</b>	<b>CIE Marks</b>	40
<b>Number of Contact Hours/Week</b>	3:0:0	<b>SEE Marks</b>	60
<b>Total Number of Contact Hours</b>	40	<b>Exam Hours</b>	03
<b>CREDITS – 3</b>			
<b>Course Learning Objectives:</b> This course (18CS56) will enable students to			
<ul style="list-style-type: none"> <li>• Interpret the features of UNIX and basic commands.</li> <li>• Demonstrate different UNIX files and permissions</li> <li>• Implement shell programs.</li> <li>• Explain UNIX process, IPC and signals.</li> </ul>			
<b>Module 1</b>			<b>Contact Hours</b>
<p><b>Introduction:</b> Unix Components/Architecture. Features of Unix. The UNIX Environment and UNIX Structure, Posix and Single Unix specification. General features of Unix commands/ command structure. Command arguments and options. Basic Unix commands such as echo, printf, ls, who, date,passwd, cal, Combining commands. Meaning of Internal and external commands. The type command: knowing the type of a command and locating it. The root login. Becoming the super user: su command.</p> <p><b>Unix files:</b> Naming files. Basic file types/categories. Organization of files. Hidden files. Standard directories. Parent child relationship. The home directory and the HOME variable. Reaching required files- the PATH variable, manipulating the PATH, Relative and absolute pathnames. Directory commands – pwd, cd, mkdir, rmdir commands. The dot (.) and double dots (..) notations to represent present and parent directories and their usage in relative path names. File related commands – cat, mv, rm, cp, wc and od commands.</p> <p><b>RBT: L1, L2</b></p>			08
<b>Module 2</b>			
<p><b>File attributes and permissions:</b> The ls command with options. Changing file permissions: the relative and absolute permissions changing methods. Recursively changing file permissions. Directory permissions.</p> <p><b>The shells interpretive cycle:</b> Wild cards. Removing the special meanings of wild cards. Three standard files and redirection. <b>Connecting commands:</b> Pipe. Basic and Extended regular expressions. The grep, egrep. Typical examples involving different regular expressions.</p> <p><b>Shell programming:</b> Ordinary and environment variables. The .profile. Read and readonly commands. Command line arguments. exit and exit status of a command. Logical operators for conditional execution. The test command and its shortcut. The if, while, for and case control statements. The set and shift commands and handling positional parameters. The here ( &lt;&lt; ) document and trap command. Simple shell program examples.</p> <p><b>RBT: L1, L2</b></p>			08
<b>Module 3</b>			
<p><b>UNIX File APIs:</b> General File APIs, File and Record Locking, Directory File APIs, Device File APIs, FIFO File APIs, Symbolic Link File APIs.</p> <p><b>UNIX Processes and Process Control:</b></p> <p><b>The Environment of a UNIX Process:</b> Introduction, main function, Process Termination, Command-Line Arguments, Environment List, Memory Layout of a C Program, Shared Libraries, Memory Allocation, Environment Variables, setjmp and longjmp Functions, getrlimit, setrlimit Functions, UNIX Kernel Support for Processes.</p> <p><b>Process Control:</b> Introduction, Process Identifiers, fork, vfork, exit, wait, waitpid, wait3,</p>			08

wait4 Functions, Race Conditions, exec Functions <b>RBT: L1, L2, L3</b>	
<b>Module 4</b>	
Changing User IDs and Group IDs, Interpreter Files, system Function, Process Accounting, User Identification, Process Times, I/O Redirection. <b>Overview of IPC Methods</b> , Pipes, popen, pclose Functions, Coprocesses, FIFOs, System V IPC, Message Queues, Semaphores. <b>Shared Memory</b> , Client-Server Properties, Stream Pipes, Passing File Descriptors, An Open Server-Version 1, Client-Server Connection Functions. <b>RBT: L1, L2, L3</b>	08
<b>Module 5</b>	
<b>Signals and Daemon Processes:</b> Signals: The UNIX Kernel Support for Signals, signal, Signal Mask, sigaction, The SIGCHLD Signal and the waitpid Function, The sigsetjmp and siglongjmp Functions, Kill, Alarm, Interval Timers, POSIX.1b Timers. Daemon Processes: Introduction, Daemon Characteristics, Coding Rules, Error Logging, Client-Server Model. <b>RBT: L1, L2, L3</b>	08
<b>Course Outcomes:</b> The student will be able to :	
<ul style="list-style-type: none"> <li>• Explain Unix Architecture, File system and use of Basic Commands</li> <li>• Illustrate Shell Programming and to write Shell Scripts</li> <li>• Categorize, compare and make use of Unix System Calls</li> <li>• Build an application/service over a Unix system.</li> </ul>	
<b>Question Paper Pattern:</b>	
<ul style="list-style-type: none"> <li>• The question paper will have ten questions.</li> <li>• Each full Question consisting of 20 marks</li> <li>• There will be 2 full questions (with a maximum of four sub questions) from each module.</li> <li>• Each full question will have sub questions covering all the topics under a module.</li> <li>• The students will have to answer 5 full questions, selecting one full question from each module.</li> </ul>	
<b>Textbooks:</b>	
<ol style="list-style-type: none"> <li>1. Sumitabha Das., Unix Concepts and Applications., 4<sup>th</sup>Edition., Tata McGraw Hill ( Chapter 1,2 ,3,4,5,6,8,13,14)</li> <li>2. W. Richard Stevens: Advanced Programming in the UNIX Environment, 2nd Edition, Pearson Education, 2005 ( Chapter 3,7,8,10,13,15)</li> <li>3. Unix System Programming Using C++ - Terrence Chan, PHI, 1999. ( Chapter 7,8,9,10)</li> </ol>	
<b>Reference Books:</b>	
<ol style="list-style-type: none"> <li>1. M.G. Venkatesh Murthy: UNIX &amp; Shell Programming, Pearson Education.</li> <li>2. Richard Blum , Christine Bresnahan : Linux Command Line and Shell Scripting Bible, 2ndEdition, Wiley,2014.</li> </ol>	
<b>Faculty can utilize open source tools to make teaching and learning more interactive.</b>	

<b>COMPUTER NETWORK LABORATORY</b> (Effective from the academic year 2018 -2019) <b>SEMESTER – V</b>			
<b>Course Code</b>	<b>18CSL57</b>	<b>CIE Marks</b>	40
<b>Number of Contact Hours/Week</b>	0:2:2	<b>SEE Marks</b>	60
<b>Total Number of Lab Contact Hours</b>	36	<b>Exam Hours</b>	03
<b>Credits – 2</b>			
<b>Course Learning Objectives:</b> This course (18CSL57) will enable students to:			
<ul style="list-style-type: none"> <li>• Demonstrate operation of network and its management commands</li> <li>• Simulate and demonstrate the performance of GSM and CDMA</li> <li>• Implement data link layer and transport layer protocols.</li> </ul>			
<b>Descriptions (if any):</b>			
<ul style="list-style-type: none"> <li>• For the experiments below modify the topology and parameters set for the experiment and take multiple rounds of reading and analyze the results available in log files. Plot necessary graphs and conclude. Use NS2/NS3.</li> <li>• <b>Installation procedure of the required software must be demonstrated, carried out in groups and documented in the journal.</b></li> </ul>			
<b>Programs List:</b>			
<b>PART A</b>			
1.	Implement three nodes point – to – point network with duplex links between them. Set the queue size, vary the bandwidth and find the number of packets dropped.		
2.	Implement transmission of ping messages/trace route over a network topology consisting of 6 nodes and find the number of packets dropped due to congestion.		
3.	Implement an Ethernet LAN using n nodes and set multiple traffic nodes and plot congestion window for different source / destination.		
4.	Implement simple ESS and with transmitting nodes in wire-less LAN by simulation and determine the performance with respect to transmission of packets.		
5.	Implement and study the performance of GSM on NS2/NS3 (Using MAC layer) or equivalent environment.		
6.	Implement and study the performance of CDMA on NS2/NS3 (Using stack called Call net) or equivalent environment		
<b>PART B (Implement the following in Java)</b>			
7.	Write a program for error detecting code using CRC-CCITT (16- bits).		
8.	Write a program to find the shortest path between vertices using bellman-ford algorithm.		
9.	Using TCP/IP sockets, write a client – server program to make the client send the file name and to make the server send back the contents of the requested file if present.		
10.	Write a program on datagram socket for client/server to display the messages on client side, typed at the server side.		
11.	Write a program for simple RSA algorithm to encrypt and decrypt the data.		
12.	Write a program for congestion control using leaky bucket algorithm.		
<b>Laboratory Outcomes:</b> The student should be able to:			
<ul style="list-style-type: none"> <li>• Analyze and Compare various networking protocols.</li> <li>• Demonstrate the working of different concepts of networking.</li> <li>• Implement, analyze and evaluate networking protocols in NS2 / NS3 and JAVA programming language</li> </ul>			
<b>Conduct of Practical Examination:</b>			
<ul style="list-style-type: none"> <li>• Experiment distribution</li> </ul>			

- For laboratories having only one part: Students are allowed to pick one experiment from the lot with equal opportunity.
- For laboratories having PART A and PART B: Students are allowed to pick one experiment from PART A and one experiment from PART B, with equal opportunity.
- Change of experiment is allowed only once and marks allotted for procedure to be made zero of the changed part only.
- Marks Distribution (*Courseed to change in accordance with university regulations*)
  - i) For laboratories having only one part – Procedure + Execution + Viva-Voce:  $15+70+15 = 100$  Marks
  - j) For laboratories having PART A and PART B
    - i. Part A – Procedure + Execution + Viva =  $6 + 28 + 6 = 40$  Marks
    - ii. Part B – Procedure + Execution + Viva =  $9 + 42 + 9 = 60$  Marks



<b>DBMS LABORATORY WITH MINI PROJECT</b> (Effective from the academic year 2018 -2019) <b>SEMESTER – V</b>			
<b>Course Code</b>	<b>18CSL58</b>	<b>CIE Marks</b>	40
<b>Number of Contact Hours/Week</b>	0:2:2	<b>SEE Marks</b>	60
<b>Total Number of Lab Contact Hours</b>	36	<b>Exam Hours</b>	03
<b>Credits – 2</b>			
<b>Course Learning Objectives:</b> This course (18CSL58) will enable students to:			
<ul style="list-style-type: none"> <li>• Foundation knowledge in database concepts, technology and practice to groom students into well-informed database application developers.</li> <li>• Strong practice in SQL programming through a variety of database problems.</li> <li>• Develop database applications using front-end tools and back-end DBMS.</li> </ul>			
<b>Descriptions (if any):</b>			
<b>PART-A: SQL Programming (Max. Exam Mks. 50)</b>			
<ul style="list-style-type: none"> <li>• Design, develop, and implement the specified queries for the following problems using Oracle, MySQL, MS SQL Server, or any other DBMS under LINUX/Windows environment.</li> <li>• Create Schema and insert at least 5 records for each table. Add appropriate database constraints.</li> </ul>			
<b>PART-B: Mini Project (Max. Exam Mks. 30)</b>			
<ul style="list-style-type: none"> <li>• Use Java, C#, PHP, Python, or any other similar front-end tool. All applications must be demonstrated on desktop/laptop as a stand-alone or web based application (Mobile apps on Android/IOS are not permitted.)</li> </ul>			
<b>Installation procedure of the required software must be demonstrated, carried out in groups and documented in the journal.</b>			
<b>Programs List:</b>			
<b>PART A</b>			
1.	Consider the following schema for a Library Database: BOOK(Book_id, Title, Publisher_Name, Pub_Year) BOOK_AUTHORS(Book_id, Author_Name) PUBLISHER(Name, Address, Phone) BOOK_COPIES(Book_id, Programme_id, No-of_Copies) BOOK_LENDING(Book_id, Programme_id, Card_No, Date_Out, Due_Date) LIBRARY_PROGRAMME(Programme_id, Programme_Name, Address) Write SQL queries to <ol style="list-style-type: none"> <li>1. Retrieve details of all books in the library – id, title, name of publisher, authors, number of copies in each Programme, etc.</li> <li>2. Get the particulars of borrowers who have borrowed more than 3 books, but from Jan 2017 to Jun 2017.</li> <li>3. Delete a book in BOOK table. Update the contents of other tables to reflect this data manipulation operation.</li> <li>4. Partition the BOOK table based on year of publication. Demonstrate its working with a simple query.</li> <li>5. Create a view of all books and its number of copies that are currently available in the Library.</li> </ol>		
2.	Consider the following schema for Order Database: SALESMAN(Salesman_id, Name, City, Commission) CUSTOMER(Customer_id, Cust_Name, City, Grade, Salesman_id) ORDERS(Ord_No, Purchase_Amt, Ord_Date, Customer_id, Salesman_id) Write SQL queries to <ol style="list-style-type: none"> <li>1. Count the customers with grades above Bangalore's average.</li> </ol>		

	<ol style="list-style-type: none"> <li>2. Find the name and numbers of all salesman who had more than one customer.</li> <li>3. List all the salesman and indicate those who have and don't have customers in their cities (Use UNION operation.)</li> <li>4. Create a view that finds the salesman who has the customer with the highest order of a day.</li> <li>5. Demonstrate the DELETE operation by removing salesman with id 1000. All his orders must also be deleted.</li> </ol>
3.	<p>Consider the schema for Movie Database:  ACTOR(<u>Act_id</u>, Act_Name, Act_Gender)  DIRECTOR(<u>Dir_id</u>, Dir_Name, Dir_Phone)  MOVIES(<u>Mov_id</u>, Mov_Title, Mov_Year, Mov_Lang, Dir_id)  MOVIE_CAST(<u>Act_id</u>, <u>Mov_id</u>, Role)  RATING(<u>Mov_id</u>, Rev_Stars)</p> <p>Write SQL queries to</p> <ol style="list-style-type: none"> <li>1. List the titles of all movies directed by 'Hitchcock'.</li> <li>2. Find the movie names where one or more actors acted in two or more movies.</li> <li>3. List all actors who acted in a movie before 2000 and also in a movie after 2015 (use JOIN operation).</li> <li>4. Find the title of movies and number of stars for each movie that has at least one rating and find the highest number of stars that movie received. Sort the result by movie title.</li> <li>5. Update rating of all movies directed by 'Steven Spielberg' to 5.</li> </ol>
4.	<p>Consider the schema for College Database:  STUDENT(<u>USN</u>, SName, Address, Phone, Gender)  SEMSEC(<u>SSID</u>, Sem, Sec)  CLASS(<u>USN</u>, SSID)  COURSE(<u>Subcode</u>, Title, Sem, Credits)  IAMARKS(<u>USN</u>, <u>Subcode</u>, <u>SSID</u>, Test1, Test2, Test3, FinalIA)</p> <p>Write SQL queries to</p> <ol style="list-style-type: none"> <li>1. List all the student details studying in fourth semester 'C' section.</li> <li>2. Compute the total number of male and female students in each semester and in each section.</li> <li>3. Create a view of Test1 marks of student USN '1BI15CS101' in all Courses.</li> <li>4. Calculate the FinalIA (average of best two test marks) and update the corresponding table for all students.</li> <li>5. Categorize students based on the following criterion:  If FinalIA = 17 to 20 then CAT = 'Outstanding'  If FinalIA = 12 to 16 then CAT = 'Average'  If FinalIA &lt; 12 then CAT = 'Weak'  Give these details only for 8<sup>th</sup> semester A, B, and C section students.</li> </ol>
5.	<p>Consider the schema for Company Database:  EMPLOYEE(<u>SSN</u>, Name, Address, Sex, Salary, SuperSSN, DNo)  DEPARTMENT(<u>DNo</u>, DName, MgrSSN, MgrStartDate)  DLOCATION(<u>DNo</u>, <u>DLoc</u>)  PROJECT(<u>PNo</u>, PName, PLocation, DNo)  WORKS_ON(<u>SSN</u>, <u>PNo</u>, Hours)</p> <p>Write SQL queries to</p> <ol style="list-style-type: none"> <li>1. Make a list of all project numbers for projects that involve an employee whose last name is 'Scott', either as a worker or as a manager of the department that controls the project.</li> <li>2. Show the resulting salaries if every employee working on the 'IoT' project is</li> </ol>

	<p>given a 10 percent raise.</p> <ol style="list-style-type: none"> <li>3. Find the sum of the salaries of all employees of the ‘Accounts’ department, as well as the maximum salary, the minimum salary, and the average salary in this department</li> <li>4. Retrieve the name of each employee who works on all the projects controlled by department number 5 (use NOT EXISTS operator).</li> <li>5. For each department that has more than five employees, retrieve the department number and the number of its employees who are making more than Rs. 6,00,000.</li> </ol>
<b>PART B: Mini Project</b>	
•	For any problem selected
•	Make sure that the application should have five or more tables
•	Indicative areas include; health care
<b>Laboratory Outcomes:</b> The student should be able to:	
<ul style="list-style-type: none"> <li>• Create, Update and query on the database.</li> <li>• Demonstrate the working of different concepts of DBMS</li> <li>• Implement, analyze and evaluate the project developed for an application.</li> </ul>	
<b>Conduct of Practical Examination:</b>	
<ul style="list-style-type: none"> <li>• Experiment distribution <ul style="list-style-type: none"> <li>○ For laboratories having only one part: Students are allowed to pick one experiment from the lot with equal opportunity.</li> <li>○ For laboratories having PART A and PART B: Students are allowed to pick one experiment from PART A and one experiment from PART B, with equal opportunity.</li> </ul> </li> <li>• Change of experiment is allowed only once and marks allotted for procedure to be made zero of the changed part only.</li> <li>• Marks Distribution (<i>Courseed to change in accordance with university regulations</i>) <ol style="list-style-type: none"> <li>k) For laboratories having only one part – Procedure + Execution + Viva-Voce: 15+70+15 = 100 Marks</li> <li>l) For laboratories having PART A and PART B <ol style="list-style-type: none"> <li>i. Part A – Procedure + Execution + Viva = 6 + 28 + 6 = 40 Marks</li> <li>ii. Part B – Procedure + Execution + Viva = 9 + 42 + 9 = 60 Marks</li> </ol> </li> </ol> </li> </ul>	

<b>B. E. COMMON TO ALL PROGRAMMES</b>				
<b>Choice Based Credit System (CBCS) and Outcome Based Education (OBE)</b>				
<b>SEMESTER – V</b>				
<b>ENVIRONMENTAL STUDIES</b>				
Course Code	<b>18CIV59</b>	CIE Marks	40	
Teaching Hours / Week (L:T:P)	(1:0:0)	SEE Marks	60	
Credits	01	Exam Hours	02	
<b>Module - 1</b>				
<b>Ecosystems</b> (Structure and Function): Forest, Desert, Wetlands, Riverine, Oceanic and Lake. <b>Biodiversity:</b> Types, Value; Hot-spots; Threats and Conservation of biodiversity, Forest Wealth, and Deforestation.				
<b>Module - 2</b>				
<b>Advances in Energy Systems</b> (Merits, Demerits, Global Status and Applications): Hydrogen, Solar, OTEC, Tidal and Wind. <b>Natural Resource Management</b> (Concept and case-studies): Disaster Management, Sustainable Mining, Cloud Seeding, and Carbon Trading.				
<b>Module - 3</b>				
<b>Environmental Pollution</b> (Sources, Impacts, Corrective and Preventive measures, Relevant Environmental Acts, Case-studies): Surface and Ground Water Pollution; Noise pollution; Soil Pollution and Air Pollution. <b>Waste Management &amp; Public Health Aspects:</b> Bio-medical Wastes; Solid waste; Hazardous wastes; E-wastes; Industrial and Municipal Sludge.				
<b>Module - 4</b>				
<b>Global Environmental Concerns</b> (Concept, policies and case-studies): Ground water depletion/recharging, Climate Change; Acid Rain; Ozone Depletion; Radon and Fluoride problem in drinking water; Resettlement and rehabilitation of people, Environmental Toxicology.				
<b>Module - 5</b>				
<b>Latest Developments in Environmental Pollution Mitigation Tools (Concept and Applications):</b> G.I.S. & Remote Sensing, Environment Impact Assessment, Environmental Management Systems, ISO14001; Environmental Stewardship- NGOs. <b>Field work:</b> Visit to an Environmental Engineering Laboratory or Green Building or Water Treatment Plant or Waste water treatment Plant; ought to be Followed by understanding of process and its brief documentation.				
<b>Course Outcomes:</b> At the end of the course, students will be able to: <ul style="list-style-type: none"> <li>• CO1: Understand the principles of ecology and environmental issues that apply to air, land, and water issues on a global scale,</li> <li>• CO2: Develop critical thinking and/or observation skills, and apply them to the analysis of a problem or question related to the environment.</li> <li>• CO3: Demonstrate ecology knowledge of a complex relationship between biotic and abiotic components.</li> <li>• CO4: Apply their ecological knowledge to illustrate and graph a problem and describe the realities that managers face when dealing with complex issues.</li> </ul>				
<b>Question paper pattern:</b> <ul style="list-style-type: none"> <li>• The Question paper will have 100 objective questions.</li> <li>• Each question will be for 01 marks</li> <li>• Student will have to answer all the questions in an OMR Sheet.</li> <li>• The Duration of Exam will be 2 hours.</li> </ul>				
Sl. No.	Title of the Book	Name of the Author/s	Name of the Publisher	Edition and Year
<b>Textbook/s</b>				

1	Environmental Studies	Benny Joseph	Tata Mc Graw – Hill.	2 <sup>nd</sup> Edition, 2012
2.	Environmental Studies	S M Prakash	Pristine Publishing House, Mangalore	3 <sup>rd</sup> Edition' 2018
3	Environmental Studies – From Crisis to Cure	R Rajagopalan	Oxford Publisher	2005
<b>Reference Books</b>				
1	Principals of Environmental Science and Engineering	Raman Sivakumar	Cengage learning, Singapur.	2 <sup>nd</sup> Edition, 2005
2	Environmental Science – working with the Earth	G.Tyler Miller Jr.	Thomson Brooks /Cole,	11 <sup>th</sup> Edition, 2006
3	Text Book of Environmental and Ecology	Pratiba Sing, Anoop Singh & Piyush Malaviya	Acme Learning Pvt. Ltd. New Delhi.	1 <sup>st</sup> Edition

<b>SYSTEM SOFTWARE AND COMPILERS</b> (Effective from the academic year 2018 -2019) <b>SEMESTER – VI</b>			
<b>Course Code</b>	<b>18CS61</b>	<b>CIE Marks</b>	40
<b>Number of Contact Hours/Week</b>	3:2:0	<b>SEE Marks</b>	60
<b>Total Number of Contact Hours</b>	50	<b>Exam Hours</b>	03
<b>CREDITS –4</b>			
<b>Course Learning Objectives:</b> This course (18CS61) will enable students to:			
<ul style="list-style-type: none"> <li>• Define System Software.</li> <li>• Familiarize with source file, object file and executable file structures and libraries</li> <li>• Describe the front-end and back-end phases of compiler and their importance to students</li> </ul>			
<b>Module 1</b>			<b>Contact Hours</b>
Introduction to System Software, Machine Architecture of SIC and SIC/XE. <b>Assemblers:</b> Basic assembler functions, machine dependent assembler features, machine independent assembler features, assembler design options. Basic Loader Functions <b>Text book 1: Chapter 1: 1.1,1.2,1.3.1,1.3.2, Chapter2 : 2.1 to 2.4, Chapter 3 ,3.1</b> <b>RBT: L1, L2, L3</b>			10
<b>Module 2</b>			
<b>Introduction:</b> Language Processors, The structure of a compiler, The evaluation of programming languages, The science of building compiler, Applications of compiler technology. <b>Lexical Analysis:</b> The role of lexical analyzer, Input buffering, Specifications of token, recognition of tokens. <b>Text book 2: Chapter 1 1.1-1.5 Chapter 3: 3.1 – 3.4</b> <b>RBT: L1, L2, L3</b>			10
<b>Module 3</b>			
Syntax Analysis: Introduction, Context Free Grammars, Writing a grammar, Top Down Parsers, Bottom-Up Parsers <b>Text book 2: Chapter 4 4.1, 4.2 4.3 4.4 4.5</b> <b>RBT: L1, L2, L3</b>			10
<b>Module 4</b>			
Lex and Yacc –The Simplest Lex Program, Grammars, Parser-Lexer Communication, A YACC Parser, The Rules Section, Running LEX and YACC, LEX and Hand- Written Lexers, Using LEX - Regular Expression, Examples of Regular Expressions, A Word Counting Program, Using YACC – Grammars, Recursive Rules, Shift/Reduce Parsing, What YACC Cannot Parse, A YACC Parser - The Definition Section, The Rules Section, The LEXER, Compiling and Running a Simple Parser, Arithmetic Expressions and Ambiguity. <b>Text book 3: Chapter 1,2 and 3.</b> <b>RBT: L1, L2, L3</b>			10
<b>Module 5</b>			
Syntax Directed Translation, Intermediate code generation, Code generation <b>Text book 2: Chapter 5.1, 5.2, 5.3, 6.1, 6.2, 8.1, 8.2</b> <b>RBT: L1, L2, L3</b>			10
<b>Course Outcomes:</b> The student will be able to :			
<ul style="list-style-type: none"> <li>• Explain system software</li> <li>• Design and develop lexical analyzers, parsers and code generators</li> <li>• Utilize lex and yacc tools for implementing different concepts of system software</li> </ul>			

**Question Paper Pattern:**

- The question paper will have ten questions.
- Each full Question consisting of 20 marks
- There will be 2 full questions (with a maximum of four sub questions) from each module.
- Each full question will have sub questions covering all the topics under a module.
- The students will have to answer 5 full questions, selecting one full question from each module.

**Textbooks:**

1. System Software by Leland. L. Beck, D Manjula, 3<sup>rd</sup> edition, 2012
2. Alfred V Aho, Monica S. Lam, Ravi Sethi, Jeffrey D. Ullman , Compilers-Principles, Techniques and Tools, Pearson, 2<sup>nd</sup> edition, 2007
3. Doug Brown, John Levine, Tony Mason, lex & yacc, O'Reilly Media, October 2012.

**Reference Books:**

1. Systems programming – Srimanta Pal , Oxford university press, 2016
2. System programming and Compiler Design, K C Louden, Cengage Learning
3. System software and operating system by D. M. Dhamdhare TMG
4. Compiler Design, K Muneeswaran, Oxford University Press 2013.

<b>COMPUTER GRAPHICS AND VISUALIZATION</b> (Effective from the academic year 2018 -2019) <b>SEMESTER – VI</b>			
<b>Course Code</b>	<b>18CS62</b>	<b>CIE Marks</b>	40
<b>Number of Contact Hours/Week</b>	3:2:0	<b>SEE Marks</b>	60
<b>Total Number of Contact Hours</b>	50	<b>Exam Hours</b>	03
<b>CREDITS –4</b>			
<b>Course Learning Objectives:</b> This course (18CS62) will enable students to:			
<ul style="list-style-type: none"> <li>• Explain hardware, software and OpenGL Graphics Primitives.</li> <li>• Illustrate interactive computer graphic using the OpenGL.</li> <li>• Design and implementation of algorithms for 2D graphics Primitives and attributes.</li> <li>• Demonstrate Geometric transformations, viewing on both 2D and 3D objects.</li> <li>• Infer the representation of curves, surfaces, Color and Illumination models</li> </ul>			
<b>Module 1</b>			<b>Contact Hours</b>
<p>Overview: Computer Graphics and OpenGL: Computer Graphics: Basics of computer graphics, Application of Computer Graphics, Video Display Devices: Random Scan and Raster Scan displays, graphics software. OpenGL: Introduction to OpenGL ,coordinate reference frames, specifying two-dimensional world coordinate reference frames in OpenGL, OpenGL point functions, OpenGL line functions, point attributes, line attributes, curve attributes, OpenGL point attribute functions, OpenGL line attribute functions, Line drawing algorithms(DDA, Bresenham’s), circle generation algorithms (Bresenham’s).</p> <p><b>Text-1:Chapter -1: 1-1 to 1-9, 2-1(page 39 to 41),2.8,2.9,3-1 to 3-5,3-9,3-20</b></p> <p><b>RBT: L1, L2, L3</b></p>			10
<b>Module 2</b>			
<p><b>Fill area Primitives, 2D Geometric Transformations and 2D viewing:</b> Fill area Primitives: Polygon fill-areas, OpenGL polygon fill area functions, fill area attributes, general scan line polygon fill algorithm, OpenGL fill-area attribute functions. 2DGeometric Transformations: Basic 2D Geometric Transformations, matrix representations and homogeneous coordinates. Inverse transformations, 2DComposite transformations, other 2D transformations, raster methods for geometric transformations, OpenGL raster transformations, OpenGL geometric transformations function, 2D viewing: 2D viewing pipeline, OpenGL 2D viewing functions.</p> <p><b>Text-1:Chapter 3-14 to 3-16,4-9,4-10,4-14,5-1 to 5-7,5-17,6-1,6-4</b></p> <p><b>RBT: L1, L2, L3</b></p>			10
<b>Module 3</b>			
<p><b>Clipping,3D Geometric Transformations, Color and Illumination Models:</b> Clipping: clipping window, normalization and viewport transformations, clipping algorithms,2D point clipping, 2D line clipping algorithms: cohen-sutherland line clipping only -polygon fill area clipping: Sutherland-Hodgeman polygon clipping algorithm only.3DGeometric Transformations: 3D translation, rotation, scaling, composite 3D transformations, other 3D transformations, affine transformations, OpenGL geometric transformations functions. Color Models: Properties of light, color models, RGB and CMY color models. Illumination Models: Light sources, basic illumination models-Ambient light, diffuse reflection, specular and phong model, Corresponding openGL functions.</p> <p><b>Text-1:Chapter :6-2 to 6-08 (Excluding 6-4),5-9 to 5-17(Excluding 5-15),12-1,12-2,12-4,12-6,10-1,10-3</b></p> <p><b>RBT: L1, L2, L3</b></p>			10
<b>Module 4</b>			
<b>3D Viewing and Visible Surface Detection:</b> 3DViewing:3D viewing concepts, 3D viewing			10



<p>pipeline, 3D viewing coordinate parameters , Transformation from world to viewing coordinates, Projection transformation, orthogonal projections, perspective projections, The viewport transformation and 3D screen coordinates. OpenGL 3D viewing functions. Visible Surface Detection Methods: Classification of visible surface Detection algorithms, depth buffer method only and OpenGL visibility detection functions.</p> <p><b>Text-1:Chapter: 7-1 to 7-10(Excluding 7-7), 9-1,9-3, 9-14</b></p> <p><b>RBT: L1, L2, L3</b></p>	
<p><b>Module 5</b></p>	
<p><b>Input&amp; interaction, Curves and Computer Animation:</b> Input and Interaction: Input devices, clients and servers, Display Lists, Display Lists and Modeling, Programming Event Driven Input, Menus Picking, Building Interactive Models, Animating Interactive programs, Design of Interactive programs, Logic operations .Curved surfaces, quadric surfaces, OpenGL Quadric-Surface and Cubic-Surface Functions, Bezier Spline Curves, Bezier surfaces, OpenGL curve functions. Corresponding openGL functions.</p> <p><b>Text-1:Chapter :8-3 to 8-6 (Excluding 8-5),8-9,8-10,8-11,3-8,8-18,13-11,3-2,13-3,13-4,13-10</b></p> <p><b>Text-2:Chapter 3: 3-1 to 3.11: Input&amp; interaction</b></p> <p><b>RBT: L1, L2, L3</b></p>	10
<p><b>Course Outcomes:</b> The student will be able to :</p>	
<ul style="list-style-type: none"> <li>• Design and implement algorithms for 2D graphics primitives and attributes.</li> <li>• Illustrate Geometric transformations on both 2D and 3D objects.</li> <li>• Apply concepts of clipping and visible surface detection in 2D and 3D viewing, and Illumination Models.</li> <li>• Decide suitable hardware and software for developing graphics packages using OpenGL.</li> </ul>	
<p><b>Question Paper Pattern:</b></p>	
<ul style="list-style-type: none"> <li>• The question paper will have ten questions.</li> <li>• Each full Question consisting of 20 marks</li> <li>• There will be 2 full questions (with a maximum of four sub questions) from each module.</li> <li>• Each full question will have sub questions covering all the topics under a module.</li> <li>• The students will have to answer 5 full questions, selecting one full question from each module.</li> </ul>	
<p><b>Textbooks:</b></p>	
<ol style="list-style-type: none"> <li>1. Donald Hearn &amp; Pauline Baker: Computer Graphics with OpenGL Version,3<sup>rd</sup> / 4<sup>th</sup> Edition, Pearson Education,2011</li> <li>2. Edward Angel: Interactive Computer Graphics- A Top Down approach with OpenGL, 5<sup>th</sup> edition. Pearson Education, 2008</li> </ol>	
<p><b>Reference Books:</b></p>	
<ol style="list-style-type: none"> <li>1. James D Foley, Andries Van Dam, Steven K Feiner, John F Huges Computer graphics with OpenGL: pearson education</li> <li>2. Xiang, Plastock : Computer Graphics , sham’s outline series, 2<sup>nd</sup> edition, TMG.</li> <li>3. Kelvin Sung, Peter Shirley, steven Baer : Interactive Computer Graphics, concepts and applications, Cengage Learning</li> <li>4. M M Raikar &amp; Shreedhara K S Computer Graphics using OpenGL, Cengage publication</li> </ol>	

<b>WEB TECHNOLOGY AND ITS APPLICATIONS</b> (Effective from the academic year 2018 -2019) <b>SEMESTER – VI</b>			
<b>Course Code</b>	<b>18CS63</b>	<b>CIE Marks</b>	40
<b>Number of Contact Hours/Week</b>	3:2:0	<b>SEE Marks</b>	60
<b>Total Number of Contact Hours</b>	50	<b>Exam Hours</b>	03
<b>CREDITS –4</b>			
<b>Course Learning Objectives:</b> This course (18CS63) will enable students to:			
<ul style="list-style-type: none"> <li>• Illustrate the Semantic Structure of HTML and CSS</li> <li>• Compose forms and tables using HTML and CSS</li> <li>• Design Client-Side programs using JavaScript and Server-Side programs using PHP</li> <li>• Infer Object Oriented Programming capabilities of PHP</li> <li>• Examine JavaScript frameworks such as jQuery and Backbone</li> </ul>			
<b>Module 1</b>			<b>Contact Hours</b>
Introduction to HTML, What is HTML and Where did it come from?, HTML Syntax, Semantic Markup, Structure of HTML Documents, Quick Tour of HTML Elements, HTML5 Semantic Structure Elements, Introduction to CSS, What is CSS, CSS Syntax, Location of Styles, Selectors, The Cascade: How Styles Interact, The Box Model, CSS Text Styling. <b>Textbook 1: Ch. 2, 3</b> <b>RBT: L1, L2, L3</b>			10
<b>Module 2</b>			
HTML Tables and Forms, Introducing Tables, Styling Tables, Introducing Forms, Form Control Elements, Table and Form Accessibility, Microformats, Advanced CSS: Layout, Normal Flow, Positioning Elements, Floating Elements, Constructing Multicolumn Layouts, Approaches to CSS Layout, Responsive Design, CSS Frameworks. <b>Textbook 1: Ch. 4,5</b> <b>RBT: L1, L2, L3</b>			10
<b>Module 3</b>			
JavaScript: Client-Side Scripting, What is JavaScript and What can it do?, JavaScript Design Principles, Where does JavaScript Go?, Syntax, JavaScript Objects, The Document Object Model (DOM), JavaScript Events, Forms, Introduction to Server-Side Development with PHP, What is Server-Side Development, A Web Server’s Responsibilities, Quick Tour of PHP, Program Control, Functions <b>Textbook 1: Ch. 6, 8</b> <b>RBT: L1, L2, L3</b>			10
<b>Module 4</b>			
PHP Arrays and Superglobals, Arrays, \$_GET and \$_POST Superglobal Arrays, \$_SERVER Array, \$_FILES Array, Reading/Writing Files, PHP Classes and Objects, Object-Oriented Overview, Classes and Objects in PHP, Object Oriented Design, Error Handling and Validation, What are Errors and Exceptions?, PHP Error Reporting, PHP Error and Exception Handling <b>Textbook 1: Ch. 9, 10</b> <b>RBT: L1, L2, L3</b>			10
<b>Module 5</b>			
Managing State, The Problem of State in Web Applications, Passing Information via Query Strings, Passing Information via the URL Path, Cookies, Serialization, Session State, HTML5 Web Storage, Caching, Advanced JavaScript and jQuery, JavaScript Pseudo-Classes, jQuery Foundations, AJAX, Asynchronous File Transmission, Animation, Backbone			10

MVC Frameworks, XML Processing and Web Services, XML Processing, JSON, Overview of Web Services. <b>Textbook 1: Ch. 13, 15,17</b> <b>RBT: L1, L2, L3</b>	
<b>Course Outcomes:</b> The student will be able to :	
<ul style="list-style-type: none"> <li>• Adapt HTML and CSS syntax and semantics to build web pages.</li> <li>• Construct and visually format tables and forms using HTML and CSS</li> <li>• Develop Client-Side Scripts using JavaScript and Server-Side Scripts using PHP to generate and display the contents dynamically.</li> <li>• Appraise the principles of object oriented development using PHP</li> <li>• Inspect JavaScript frameworks like jQuery and Backbone which facilitates developer to focus on core features.</li> </ul>	
<b>Question Paper Pattern:</b>	
<ul style="list-style-type: none"> <li>• The question paper will have ten questions.</li> <li>• Each full Question consisting of 20 marks</li> <li>• There will be 2 full questions (with a maximum of four sub questions) from each module.</li> <li>• Each full question will have sub questions covering all the topics under a module.</li> <li>• The students will have to answer 5 full questions, selecting one full question from each module.</li> </ul>	
<b>Textbooks:</b>	
1. Randy Connolly, Ricardo Hoar, " <b>Fundamentals of Web Development</b> ", 1 <sup>st</sup> Edition, Pearson Education India. (ISBN:978-9332575271)	
<b>Reference Books:</b>	
<ol style="list-style-type: none"> <li>1. Robin Nixon, "<b>Learning PHP, MySQL &amp; JavaScript with jQuery, CSS and HTML5</b>", 4<sup>th</sup>Edition, O'Reilly Publications, 2015. (ISBN:978-9352130153)</li> <li>2. Luke Welling, Laura Thomson, "<b>PHP and MySQL Web Development</b>", 5<sup>th</sup> Edition, Pearson Education, 2016. (ISBN:978-9332582736)</li> <li>3. Nicholas C Zakas, "<b>Professional JavaScript for Web Developers</b>", 3<sup>rd</sup> Edition, Wrox/Wiley India, 2012. (ISBN:978-8126535088)</li> <li>4. David Sawyer Mcfarland, "<b>JavaScript &amp; jQuery: The Missing Manual</b>", 1<sup>st</sup> Edition, O'Reilly/Shroff Publishers &amp; Distributors Pvt Ltd, 2014</li> </ol>	
<b>Mandatory Note:</b>	
Distribution of CIE Marks is as follows (Total 40 Marks):	
<ul style="list-style-type: none"> <li>• 20 Marks through IA Tests</li> <li>• 20 Marks through practical assessments</li> </ul>	
<b>Maintain a copy of the report for verification during LIC visit.</b>	
<b>Possible list of practicals:</b>	
<ol style="list-style-type: none"> <li>1. Write a JavaScript to design a simple calculator to perform the following operations: sum, product, difference and quotient.</li> <li>2. Write a JavaScript that calculates the squares and cubes of the numbers from 0 to 10 and outputs HTML text that displays the resulting values in an HTML table format.</li> <li>3. Write a JavaScript code that displays text "TEXT-GROWING" with increasing font size in the interval of 100ms in RED COLOR, when the font size reaches 50pt it displays "TEXT-SHRINKING" in BLUE color. Then the font size decreases to 5pt.</li> <li>4. Develop and demonstrate a HTML5 file that includes JavaScript script that uses functions for the following problems: <ol style="list-style-type: none"> <li>a. Parameter: A string</li> <li>b. Output: The position in the string of the left-most vowel</li> </ol> </li> </ol>	

- c. Parameter: A number
  - d. Output: The number with its digits in the reverse order
5. Design an XML document to store information about a student in an engineering college affiliated to VTU. The information must include USN, Name, and Name of the College, Programme, Year of Joining, and email id. Make up sample data for 3 students. Create a CSS style sheet and use it to display the document.
6. Write a PHP program to keep track of the number of visitors visiting the web page and to display this count of visitors, with proper headings.
7. Write a PHP program to display a digital clock which displays the current time of the server.
8. Write the PHP programs to do the following:
  - a. Implement simple calculator operations.
  - b. Find the transpose of a matrix.
  - c. Multiplication of two matrices.
  - d. Addition of two matrices.
9. Write a PHP program named states.py that declares a variable states with value "Mississippi Alabama Texas Massachusetts Kansas". write a PHP program that does the following:
  - a. Search for a word in variable states that ends in xas. Store this word in element 0 of a list named statesList.
  - b. Search for a word in states that begins with k and ends in s. Perform a case-insensitive comparison. [Note: Passing re.I as a second parameter to method compile performs a case-insensitive comparison.] Store this word in element1 of statesList.
  - c. Search for a word in states that begins with M and ends in s. Store this word in element 2 of the list.
  - d. Search for a word in states that ends in a. Store this word in element 3 of the list.
10. Write a PHP program to sort the student records which are stored in the database using selection sort.

<b>DATA MINING AND DATA WAREHOUSING</b> (Effective from the academic year 2018 -2019) <b>SEMESTER – VI</b>			
<b>Course Code</b>	<b>18CS641</b>	<b>CIE Marks</b>	40
<b>Number of Contact Hours/Week</b>	3:0:0	<b>SEE Marks</b>	60
<b>Total Number of Contact Hours</b>	40	<b>Exam Hours</b>	03
<b>CREDITS –3</b>			
<b>Course Learning Objectives:</b> This course (18CS641) will enable students to:			
<ul style="list-style-type: none"> <li>• Define multi-dimensional data models.</li> <li>• Explain rules related to association, classification and clustering analysis.</li> <li>• Compare and contrast between different classification and clustering algorithms</li> </ul>			
<b>Module 1</b>			<b>Contact Hours</b>
<b>Data Warehousing &amp; modeling:</b> Basic Concepts: Data Warehousing: A multitier Architecture, Data warehouse models: Enterprise warehouse, Data mart and virtual warehouse, Extraction, Transformation and loading, Data Cube: A multidimensional data model, Stars, Snowflakes and Fact constellations: Schemas for multidimensional Data models, Dimensions: The role of concept Hierarchies, Measures: Their Categorization and computation, Typical OLAP Operations <b>Textbook 2: Ch.4.1,4.2</b> <b>RBT: L1, L2, L3</b>			08
<b>Module 2</b>			
<b>Data warehouse implementation&amp; Data mining:</b> Efficient Data Cube computation: An overview, Indexing OLAP Data: Bitmap index and join index, Efficient processing of OLAP Queries, OLAP server Architecture ROLAP versus MOLAP Versus HOLAP. : Introduction: What is data mining, Challenges, Data Mining Tasks, Data: Types of Data, Data Quality, Data Preprocessing, Measures of Similarity and Dissimilarity. <b>Textbook 2: Ch.4.4</b> <b>Textbook 1: Ch.1.1,1.2,1.4, 2.1 to 2.4</b> <b>RBT: L1, L2, L3</b>			08
<b>Module 3</b>			
<b>Association Analysis:</b> Association Analysis: Problem Definition, Frequent Item set Generation, Rule generation. Alternative Methods for Generating Frequent Item sets, FP-Growth Algorithm, Evaluation of Association Patterns. <b>Textbook 1: Ch 6.1 to 6.7 (Excluding 6.4)</b> <b>RBT: L1, L2, L3</b>			08
<b>Module 4</b>			
<b>Classification:</b> Decision Trees Induction, Method for Comparing Classifiers, Rule Based Classifiers, Nearest Neighbor Classifiers, Bayesian Classifiers. <b>Textbook 1: Ch 4.3,4.6,5.1,5.2,5.3</b> <b>RBT: L1, L2, L3</b>			08
<b>Module 5</b>			
<b>Clustering Analysis:</b> Overview, K-Means, Agglomerative Hierarchical Clustering, DBSCAN, Cluster Evaluation, Density-Based Clustering, Graph-Based Clustering, Scalable Clustering Algorithms. <b>Textbook 1: Ch 8.1 to 8.5, 9.3 to 9.5</b> <b>RBT: L1, L2, L3</b>			08
<b>Course Outcomes:</b> The student will be able to :			

- Identify data mining problems and implement the data warehouse
- Write association rules for a given data pattern.
- Choose between classification and clustering solution.

**Question Paper Pattern:**

- The question paper will have ten questions.
- Each full Question consisting of 20 marks
- There will be 2 full questions (with a maximum of four sub questions) from each module.
- Each full question will have sub questions covering all the topics under a module.
- The students will have to answer 5 full questions, selecting one full question from each module.

**Textbooks:**

1. Pang-Ning Tan, Michael Steinbach, Vipin Kumar: Introduction to Data Mining, Pearson, First impression,2014.
2. Jiawei Han, Micheline Kamber, Jian Pei: Data Mining -Concepts and Techniques, 3<sup>rd</sup> Edition, Morgan Kaufmann Publisher, 2012.

**Reference Books:**

1. Sam Anahory, Dennis Murray: Data Warehousing in the Real World, Pearson,Tenth Impression,2012.
2. Michael.J.Berry,Gordon.S.Linoff: Mastering Data Mining , Wiley Edition, second edtion,2012.

<b>OBJECT ORIENTED MODELING AND DESIGN</b> <b>(Effective from the academic year 2018 -2019)</b> <b>SEMESTER – VI</b>			
<b>Course Code</b>	<b>18CS642</b>	<b>CIE Marks</b>	40
<b>Number of Contact Hours/Week</b>	3:0:0	<b>SEE Marks</b>	60
<b>Total Number of Contact Hours</b>	40	<b>Exam Hours</b>	03
<b>CREDITS –3</b>			
<b>Course Learning Objectives:</b> This course (18CS642) will enable students to: <ul style="list-style-type: none"> <li>• Describe the concepts involved in Object-Oriented modelling and their benefits.</li> <li>• Demonstrate concept of use-case model, sequence model and state chart model for a given problem.</li> <li>• Explain the facets of the unified process approach to design and build a Software system.</li> <li>• Translate the requirements into implementation for Object Oriented design.</li> <li>• Choose an appropriate design pattern to facilitate development procedure.</li> </ul>			
<b>Module 1</b>			<b>Contact Hours</b>
Advanced object and class concepts; Association ends; N-ary associations; Aggregation; Abstract classes; Multiple inheritance; Metadata; Reification; Constraints; Derived Data; Packages. State Modeling: Events, States, Transitions and Conditions, State Diagrams, State diagram behaviour. <b>Text Book-1: 4, 5</b> <b>RBT: L1, L2</b>			08
<b>Module 2</b>			
UseCase Modelling and Detailed Requirements: Overview; Detailed object-oriented Requirements definitions; System Processes-A use case/Scenario view; Identifying Input and outputs-The System sequence diagram; Identifying Object Behaviour-The state chart Diagram; Integrated Object-oriented Models. <b>Text Book-2:Chapter- 6:Page 210 to 250</b> <b>RBT: L1, L2, L3</b>			08
<b>Module 3</b>			
Process Overview, System Conception and Domain Analysis: Process Overview: Development stages; Development life Cycle; System Conception: Devising a system concept; elaborating a concept; preparing a problem statement. Domain Analysis: Overview of analysis; Domain Class model: Domain state model; Domain interaction model; Iterating the analysis. <b>Text Book-1:Chapter- 10,11,and 12</b>			08
<b>Module 4</b>			
Use case Realization :The Design Discipline within up iterations: Object Oriented Design-The Bridge between Requirements and Implementation; Design Classes and Design within Class Diagrams; Interaction Diagrams-Realizing Use Case and defining methods; Designing with Communication Diagrams; Updating the Design Class Diagram; Package Diagrams-Structuring the Major Components; Implementation Issues for Three-Layer Design. <b>Text Book-2: Chapter 8: page 292 to 346</b> <b>RBT: L1, L2, L3</b>			08
<b>Module 5</b>			
Design Patterns: Introduction; what is a design pattern?, Describing design patterns, the catalogue of design patterns, Organizing the catalogue, How design patterns solve design problems, how to select a design patterns, how to use a design pattern; Creational patterns: prototype and singleton (only); structural patterns adaptor and proxy (only).			08

<b>Text Book-3: Ch-1: 1.1, 1.3, 1.4, 1.5, 1.6, 1.7, 1.8,Ch-3,Ch-4.</b> <b>RBT: L1, L2, L3</b>	
<b>Course Outcomes:</b> The student will be able to :	
<ul style="list-style-type: none"> <li>• Describe the concepts of object-oriented and basic class modelling.</li> <li>• Draw class diagrams, sequence diagrams and interaction diagrams to solve problems.</li> <li>• Choose and apply a befitting design pattern for the given problem.</li> </ul>	
<b>Question Paper Pattern:</b>	
<ul style="list-style-type: none"> <li>• The question paper will have ten questions.</li> <li>• Each full Question consisting of 20 marks</li> <li>• There will be 2 full questions (with a maximum of four sub questions) from each module.</li> <li>• Each full question will have sub questions covering all the topics under a module.</li> <li>• The students will have to answer 5 full questions, selecting one full question from each module.</li> </ul>	
<b>Textbooks:</b>	
<ol style="list-style-type: none"> <li>3. Michael Blaha, James Rumbaugh: Object Oriented Modelling and Design with UML,2<sup>nd</sup> Edition, Pearson Education,2005</li> <li>4. Satzinger, Jackson and Burd: Object-Oriented Analysis &amp; Design with the Unified Process, Cengage Learning, 2005.</li> <li>5. Erich Gamma, Richard Helm, Ralph Johnson and john Vlissides: Design Patterns –Elements of Reusable Object-Oriented Software, Pearson Education,2007.</li> </ol>	
<b>Reference Books:</b>	
<ol style="list-style-type: none"> <li>1. Grady Booch et. al.: Object-Oriented Analysis and Design with Applications,3<sup>rd</sup> Edition,Pearson Education,2007.</li> <li>2. 2.Frank Buschmann, RegineMeunier, Hans Rohnert, Peter Sommerlad, Michel Stal: Pattern – Oriented Software Architecture. A system of patterns , Volume 1, John Wiley and Sons.2007.</li> <li>3. 3. Booch, Jacobson, Rambaugh : Object-Oriented Analysis and Design with Applications, 3<sup>rd</sup> edition, pearson, Reprint 2013</li> </ol>	



<b>CLOUD COMPUTING AND ITS APPLICATIONS</b> (Effective from the academic year 2018 -2019) <b>SEMESTER – VI</b>			
<b>Course Code</b>	<b>18CS643</b>	<b>CIE Marks</b>	40
<b>Number of Contact Hours/Week</b>	3:0:0	<b>SEE Marks</b>	60
<b>Total Number of Contact Hours</b>	40	<b>Exam Hours</b>	03
<b>CREDITS –3</b>			
<b>Course Learning Objectives:</b> This course (18CS643) will enable students to:			
<ul style="list-style-type: none"> <li>• Explain the fundamentals of cloud computing</li> <li>• Illustrate the cloud application programming and aneka platform</li> <li>• Contrast different cloud platforms used in industry</li> </ul>			
<b>Module 1</b>			<b>Contact Hours</b>
Introduction ,Cloud Computing at a Glance, The Vision of Cloud Computing, Defining a Cloud, A Closer Look, Cloud Computing Reference Model, Characteristics and Benefits, Challenges Ahead, Historical Developments, Distributed Systems, Virtualization, Web 2.0, Service-Oriented Computing, Utility-Oriented Computing, Building Cloud Computing Environments, Application Development, Infrastructure and System Development, Computing Platforms and Technologies, Amazon Web Services (AWS), Google AppEngine, Microsoft Azure, Hadoop, Force.com and Salesforce.com, Manjrasoft Aneka Virtualization, Introduction, Characteristics of Virtualized, Environments Taxonomy of Virtualization Techniques, Execution Virtualization, Other Types of Virtualization, Virtualization and Cloud Computing, Pros and Cons of Virtualization, Technology Examples Xen: Paravirtualization, VMware: Full Virtualization, Microsoft Hyper-V <b>Textbook 1: Ch. 1,3</b> <b>RBT: L1, L2</b>			08
<b>Module 2</b>			
Cloud Computing Architecture, Introduction, Cloud Reference Model, Architecture, Infrastructure / Hardware as a Service, Platform as a Service, Software as a Service, Types of Clouds, Public Clouds, Private Clouds, Hybrid Clouds, Community Clouds, Economics of the Cloud, Open Challenges, Cloud Definition, Cloud Interoperability and Standards Scalability and Fault Tolerance Security, Trust, and Privacy Organizational Aspects Aneka: Cloud Application Platform, Framework Overview, Anatomy of the Aneka Container, From the Ground Up: Platform Abstraction Layer, Fabric Services, foundation Services, Application Services, Building Aneka Clouds, Infrastructure Organization, Logical Organization, Private Cloud Deployment Mode, Public Cloud Deployment Mode, Hybrid Cloud Deployment Mode, Cloud Programming and Management, Aneka SDK, Management Tools <b>Textbook 1: Ch. 4,5</b> <b>RBT: L1, L2</b>			08
<b>Module 3</b>			
Concurrent Computing: Thread Programming, Introducing Parallelism for Single Machine Computation, Programming Applications with Threads, What is a Thread?, Thread APIs, Techniques for Parallel Computation with Threads, Multithreading with Aneka, Introducing the Thread Programming Model, Aneka Thread vs. Common Threads, Programming Applications with Aneka Threads, Aneka Threads Application Model, Domain Decomposition: Matrix Multiplication, Functional Decomposition: Sine, Cosine, and Tangent. High-Throughput Computing: Task Programming, Task Computing, Characterizing a Task,			08

<p>Computing Categories, Frameworks for Task Computing, Task-based Application Models, Embarrassingly Parallel Applications, Parameter Sweep Applications, MPI Applications, Workflow Applications with Task Dependencies, Aneka Task-Based Programming, Task Programming Model, Developing Applications with the Task Model, Developing Parameter Sweep Application, Managing Workflows.</p> <p><b>Textbook 1: Ch. 6, 7</b>  <b>RBT: L1, L2</b></p>	
<p><b>Module 4</b></p>	
<p>Data Intensive Computing: Map-Reduce Programming, What is Data-Intensive Computing?, Characterizing Data-Intensive Computations, Challenges Ahead, Historical Perspective, Technologies for Data-Intensive Computing, Storage Systems, Programming Platforms, Aneka MapReduce Programming, Introducing the MapReduce Programming Model, Example Application</p> <p><b>Textbook 1: Ch. 8</b>  <b>RBT: L1, L2</b></p>	08
<p><b>Module 5</b></p>	
<p>Cloud Platforms in Industry, Amazon Web Services, Compute Services, Storage Services, Communication Services, Additional Services, Google AppEngine, Architecture and Core Concepts, Application Life-Cycle, Cost Model, Observations, Microsoft Azure, Azure Core Concepts, SQL Azure, Windows Azure Platform Appliance.</p> <p>Cloud Applications Scientific Applications, Healthcare: ECG Analysis in the Cloud, Biology: Protein Structure Prediction, Biology: Gene Expression Data Analysis for Cancer Diagnosis, Geoscience: Satellite Image Processing, Business and Consumer Applications, CRM and ERP, Productivity, Social Networking, Media Applications, Multiplayer Online Gaming.</p> <p><b>Textbook 1: Ch. 9,10</b>  <b>RBT: L1, L2</b></p>	08
<p><b>Course Outcomes:</b> The student will be able to :</p>	
<ul style="list-style-type: none"> <li>• Explain cloud computing, virtualization and classify services of cloud computing</li> <li>• Illustrate architecture and programming in cloud</li> <li>• Describe the platforms for development of cloud applications and List the application of cloud.</li> </ul>	
<p><b>Question Paper Pattern:</b></p>	
<ul style="list-style-type: none"> <li>• The question paper will have ten questions.</li> <li>• Each full Question consisting of 20 marks</li> <li>• There will be 2 full questions (with a maximum of four sub questions) from each module.</li> <li>• Each full question will have sub questions covering all the topics under a module.</li> <li>• The students will have to answer 5 full questions, selecting one full question from each module.</li> </ul>	
<p><b>Textbooks:</b></p>	
<p>1. Rajkumar Buyya, Christian Vecchiola, and Thamarai Selvi Mastering Cloud. Computing McGraw Hill Education</p>	
<p><b>Reference Books:</b></p>	
<p>1. Dan C. Marinescu, Cloud Computing Theory and Practice, Morgan Kaufmann, Elsevier 2013.</p>	

<b>ADVANCED JAVA AND J2EE</b> (Effective from the academic year 2018 -2019) <b>SEMESTER – VI</b>			
<b>Course Code</b>	<b>18CS644</b>	<b>CIE Marks</b>	40
<b>Number of Contact Hours/Week</b>	3:0:0	<b>SEE Marks</b>	60
<b>Total Number of Contact Hours</b>	40	<b>Exam Hours</b>	03
<b>CREDITS –3</b>			
<b>Course Learning Objectives:</b> This course (18CS644) will enable students to:			
<ul style="list-style-type: none"> <li>• Identify the need for advanced Java concepts like Enumerations and Collections</li> <li>• Construct client-server applications using Java socket API</li> <li>• Make use of JDBC to access database through Java Programs</li> <li>• Adapt servlets to build server side programs</li> <li>• Demonstrate the use of JavaBeans to develop component-based Java software</li> </ul>			
<b>Module 1</b>			<b>Contact Hours</b>
<b>Enumerations, Autoboxing and Annotations(metadata):</b> Enumerations, Enumeration fundamentals, the values() and valueOf() Methods, java enumerations are class types, enumerations Inherits Enum, example, type wrappers, Autoboxing, Autoboxing and Methods, Autoboxing/Unboxing occurs in Expressions, Autoboxing/Unboxing, Boolean and character values, Autoboxing/Unboxing helps prevent errors, A word of Warning. Annotations, Annotation basics, specifying retention policy, Obtaining Annotations at run time by use of reflection, Annotated element Interface, Using Default values, Marker Annotations, Single Member annotations, Built-In annotations. <b>Textbook 1: Lesson 12</b> <b>RBT: L1, L2, L3</b>			08
<b>Module 2</b>			
<b>The collections and Framework:</b> Collections Overview, Recent Changes to Collections, The Collection Interfaces, The Collection Classes, Accessing a collection Via an Iterator, Storing User Defined Classes in Collections, The Random Access Interface, Working With Maps, Comparators, The Collection Algorithms, Why Generic Collections?, The legacy Classes and Interfaces, Parting Thoughts on Collections. <b>Text Book 1: Ch.17</b> <b>RBT: L1, L2, L3</b>			08
<b>Module 3</b>			
<b>String Handling :</b> The String Constructors, String Length, Special String Operations, String Literals, String Concatenation, String Concatenation with Other Data Types, String Conversion and toString( ) Character Extraction, charAt( ), getChars( ), getBytes( ) toCharArray(), String Comparison, equals( ) and equalsIgnoreCase( ), regionMatches( ) startsWith( ) and endsWith( ), equals( ) Versus == , compareTo( ) Searching Strings, Modifying a String, substring( ), concat( ), replace( ), trim( ), Data Conversion Using valueOf( ), Changing the Case of Characters Within a String, Additional String Methods, StringBuffer , StringBuffer Constructors, length( ) and capacity( ), ensureCapacity( ), setLength( ), charAt( ) and setCharAt( ), getChars( ),append( ), insert( ), reverse( ), delete( ) and deleteCharAt( ), replace( ), substring( ), Additional StringBuffer Methods, StringBuilder			08
<b>Text Book 1: Ch 15</b> <b>RBT: L1, L2, L3</b>			
<b>Module 4</b>			

<p>Background; The Life Cycle of a Servlet; Using Tomcat for Servlet Development; A simple Servlet; The Servlet API; The Javax.servlet Package; Reading Servlet Parameter; The Javax.servlet.http package; Handling HTTP Requests and Responses; Using Cookies; Session Tracking. Java Server Pages (JSP): JSP, JSP Tags, Tomcat, Request String, User Sessions, Cookies, Session Objects</p> <p><b>Text Book 1: Ch 31 Text Book 2: Ch 11</b></p> <p><b>RBT: L1, L2, L3</b></p>	08
<b>Module 5</b>	
<p>The Concept of JDBC; JDBC Driver Types; JDBC Packages; A Brief Overview of the JDBC process; Database Connection; Associating the JDBC/ODBC Bridge with the Database; Statement Objects; ResultSet; Transaction Processing; Metadata, Data types; Exceptions.</p> <p><b>Text Book 2: Ch 06</b></p> <p><b>RBT: L1, L2, L3</b></p>	08
<b>Course Outcomes:</b> The student will be able to :	
<ul style="list-style-type: none"> <li>• Interpret the need for advanced Java concepts like enumerations and collections in developing modular and efficient programs</li> <li>• Build client-server applications and TCP/IP socket programs</li> <li>• Illustrate database access and details for managing information using the JDBC API</li> <li>• Describe how servlets fit into Java-based web application architecture</li> <li>• Develop reusable software components using Java Beans</li> </ul>	
<b>Question Paper Pattern:</b>	
<ul style="list-style-type: none"> <li>• The question paper will have ten questions.</li> <li>• Each full Question consisting of 20 marks</li> <li>• There will be 2 full questions (with a maximum of four sub questions) from each module.</li> <li>• Each full question will have sub questions covering all the topics under a module.</li> <li>• The students will have to answer 5 full questions, selecting one full question from each module.</li> </ul>	
<b>Textbooks:</b>	
<ol style="list-style-type: none"> <li>1. Herbert Schildt: JAVA the Complete Reference, 7<sup>th</sup>/9th Edition, Tata McGraw Hill, 2007.</li> <li>2. Jim Keogh: J2EE-TheCompleteReference, McGraw Hill, 2007.</li> </ol>	
<b>Reference Books:</b>	
<ol style="list-style-type: none"> <li>1. Y. Daniel Liang: Introduction to JAVA Programming, 7<sup>th</sup>Edition, Pearson Education, 2007.</li> <li>2. Stephanie Bodoff et al: The J2EE Tutorial, 2<sup>nd</sup> Edition, Pearson Education,2004.</li> <li>3. Uttam K Roy, Advanced JAVA programming, Oxford University press, 2015.</li> </ol>	

**SYSTEM MODELLING AND SIMULATION**  
**(Effective from the academic year 2018 -2019)**  
**SEMESTER – VI**

<b>Course Code</b>	<b>18CS645</b>	<b>CIE Marks</b>	40
<b>Number of Contact Hours/Week</b>	3:0:0	<b>SEE Marks</b>	60
<b>Total Number of Contact Hours</b>	40	<b>Exam Hours</b>	03
<b>CREDITS –3</b>			
<b>Course Learning Objectives:</b> This course (18CS645) will enable students to:			
<ul style="list-style-type: none"> <li>• Explain the basic system concept and definitions of system;</li> <li>• Discuss techniques to model and to simulate various systems;</li> <li>• Analyze a system and to make use of the information to improve the performance.</li> </ul>			
<b>Module 1</b>			<b>Contact Hours</b>
<b>Introduction:</b> When simulation is the appropriate tool and when it is not appropriate, Advantages and disadvantages of Simulation; Areas of application, Systems and system environment; Components of a system; Discrete and continuous systems, Model of a system; Types of Models, Discrete-Event System Simulation Simulation examples: Simulation of queuing systems. <b>General Principles.</b> <b>Textbook 1: Ch. 1, 2, 3.1.1, 3.1.3</b> <b>RBT: L1, L2, L3</b>			08
<b>Module 2</b>			
<b>Statistical Models in Simulation</b> :Review of terminology and concepts, Useful statistical models,Discrete distributions. Continuous distributions,Poisson process, Empirical distributions. <b>Queuing Models:</b> Characteristics of queuing systems,Queuing notation,Long-run measures of performance of queuing systems,Long-run measures of performance of queuing systems cont...,Steady-state behavior of M/G/1 queue, Networks of queues, <b>Textbook 1: Ch. 5,6.1 to 6.3, 6.4.1,6.6</b> <b>RBT: L1, L2, L3</b>			08
<b>Module 3</b>			
<b>Random-Number Generation:</b> Properties of random numbers; Generation of pseudo-random numbers, Techniques for generating random numbers,Tests for Random Numbers, <b>Random-Variate Generation:</b> ,Inverse transform technique Acceptance-Rejection technique. <b>Textbook 1: Ch. 7,8.1, 8.2</b> <b>RBT: L1, L2, L3</b>			08
<b>Module 4</b>			
<b>Input Modeling:</b> Data Collection; Identifying the distribution with data, Parameter estimation, Goodness of Fit Tests, Fitting a non-stationary Poisson process, Selecting input models without data, Multivariate and Time-Series input models. <b>Estimation of Absolute Performance:</b> Types of simulations with respect to output analysis ,Stochastic nature of output data, Measures of performance and their estimation, <b>Contd..</b> <b>Textbook 1: Ch. 9, 11.1 to 11.3</b> <b>RBT: L1, L2, L3</b>			08
<b>Module 5</b>			
Measures of performance and their estimation,Output analysis for terminating simulations Continued...,Output analysis for steady-state simulations. <b>Verification, Calibration And Validation:</b> Optimization: Model building, verification and validation, Verification of simulation models, Verification of simulation models,Calibration and validation of models, Optimization via Simulation.			08

<b>Textbook 1: Ch. 11.4, 11.5, 10</b> <b>RBT: L1, L2, L3</b>	
<b>Course Outcomes:</b> The student will be able to :	
<ul style="list-style-type: none"> <li>• Explain the system concept and apply functional modeling method to model the activities of a static system</li> <li>• Describe the behavior of a dynamic system and create an analogous model for a dynamic system;</li> <li>• Simulate the operation of a dynamic system and make improvement according to the simulation results.</li> </ul>	
<b>Question Paper Pattern:</b>	
<ul style="list-style-type: none"> <li>• The question paper will have ten questions.</li> <li>• Each full Question consisting of 20 marks</li> <li>• There will be 2 full questions (with a maximum of four sub questions) from each module.</li> <li>• Each full question will have sub questions covering all the topics under a module.</li> <li>• The students will have to answer 5 full questions, selecting one full question from each module.</li> </ul>	
<b>Textbooks:</b>	
1. Jerry Banks, John S. Carson II, Barry L. Nelson, David M. Nicol: Discrete-Event System Simulation, 5 th Edition, Pearson Education, 2010.	
<b>Reference Books:</b>	
1. Lawrence M. Leemis, Stephen K. Park: Discrete – Event Simulation: A First Course, Pearson Education, 2006.	
2. Averill M. Law: Simulation Modeling and Analysis, 4 th Edition, Tata McGraw-Hill, 2007	

<b>MOBILE APPLICATION DEVELOPMENT (OPEN ELECTIVE) (Effective from the academic year 2018 -2019) SEMESTER – VI</b>			
<b>Course Code</b>	<b>18CS651</b>	<b>CIE Marks</b>	40
<b>Number of Contact Hours/Week</b>	3:0:0	<b>SEE Marks</b>	60
<b>Total Number of Contact Hours</b>	40	<b>Exam Hours</b>	03
<b>CREDITS –3</b>			
<b>Course Learning Objectives:</b> This course (18CS651) will enable students to:			
<ul style="list-style-type: none"> <li>• Learn to setup Android application development environment</li> <li>• Illustrate user interfaces for interacting with apps and triggering actions</li> <li>• Interpret tasks used in handling multiple activities</li> <li>• Identify options to save persistent application data</li> <li>• Appraise the role of security and performance in Android applications</li> </ul>			
<b>Module – 1</b>			<b>Teaching Hours</b>
Get started, Build your first app, Activities, Testing, debugging and using support libraries <b>Textbook 1: Lesson 1,2,3</b> <b>RBT: L1, L2</b>			08
<b>Module – 2</b>			
User Interaction, Delightful user experience, Testing your UI <b>Textbook 1: Lesson 4,5,6</b> <b>RBT: L1, L2</b>			08
<b>Module – 3</b>			
Background Tasks, Triggering, scheduling and optimizing background tasks <b>Textbook 1: Lesson 7,8</b> <b>RBT: L1, L2</b>			08
<b>Module – 4</b>			
All about data, Preferences and Settings, Storing data using SQLite, Sharing data with content providers, Loading data using Loaders <b>Textbook 1: Lesson 9,10,11,12</b> <b>RBT: L1, L2</b>			08
<b>Module – 5</b>			
Permissions, Performance and Security, Firebase and AdMob, Publish// <b>Textbook 1: Lesson 13,14,15</b> <b>RBT: L1, L2</b>			08
<b>Course outcomes:</b> The students should be able to:			
<ul style="list-style-type: none"> <li>• Create, test and debug Android application by setting up Android development environment</li> <li>• Implement adaptive, responsive user interfaces that work across a wide range of devices.</li> <li>• Infer long running tasks and background work in Android applications</li> <li>• Demonstrate methods in storing, sharing and retrieving data in Android applications</li> <li>• Analyze performance of android applications and understand the role of permissions and security</li> <li>• Describe the steps involved in publishing Android application to share with the world</li> </ul>			
<b>Question Paper Pattern:</b>			
<ul style="list-style-type: none"> <li>• The question paper will have ten questions.</li> <li>• Each full Question consisting of 20 marks</li> </ul>			

- There will be 2 full questions (with a maximum of four sub questions) from each module.
- Each full question will have sub questions covering all the topics under a module.

The students will have to answer 5 full questions, selecting one full question from each module.

**Textbooks:**

1. Google Developer Training, "Android Developer Fundamentals Course – Concept Reference", Google Developer Training Team, 2017. <https://www.gitbook.com/book/google-developer-training/android-developer-fundamentals-course-concepts/details> (Download pdf file from the above link)

**Reference Books:**

1. Erik Hellman, "Android Programming – Pushing the Limits", 1<sup>st</sup> Edition, Wiley India Pvt Ltd, 2014.
2. Dawn Griffiths and David Griffiths, "Head First Android Development", 1<sup>st</sup> Edition, O'Reilly SPD Publishers, 2015.
3. J F DiMarzio, "Beginning Android Programming with Android Studio", 4<sup>th</sup> Edition, Wiley India Pvt Ltd, 2016. ISBN-13: 978-8126565580
4. Anubhav Pradhan, Anil V Deshpande, "Composing Mobile Apps" using Android, Wiley 2014, ISBN: 978-81-265-4660-2



<b>INTRODUCTION TO DATA STRUCTURES AND ALGORITHM (OPEN ELECTIVE) (Effective from the academic year 2018 -2019) SEMESTER – VI</b>			
<b>Course Code</b>	<b>18CS652</b>	<b>CIE Marks</b>	40
<b>Number of Contact Hours/Week</b>	3:0:0	<b>SEE Marks</b>	60
<b>Total Number of Contact Hours</b>	40	<b>Exam Hours</b>	03
<b>CREDITS –3</b>			
<b>Course Learning Objectives:</b> This course (18CS652) will enable students to:			
<ul style="list-style-type: none"> <li>• Identify different data structures in C programming language</li> <li>• Appraise the use of data structures in problem solving</li> <li>• Implement data structures using C programming language.</li> </ul>			
<b>Module 1</b>			<b>Contact Hours</b>
Introduction to C, constants, variables, data types, input output operations, operators and expressions, control statements, arrays, strings, built-in functions, user defined functions, structures, unions and pointers <b>Text Book 1: Chapter 1 and 2</b> <b>RBT: L1, L2</b>			08
<b>Module 2</b>			
Algorithms, Asymptotic notations, Introduction to data structures, Types of data structures, Arrays. <b>Text Book 1: Chapter 3 and 4</b> <b>RBT: L1, L2</b>			08
<b>Module 3</b>			
Linked lists, Stacks <b>Text Book 1: Chapter 5 and 6</b> <b>RBT: L1, L2</b>			08
<b>Module 4</b>			
Queues, Trees <b>Text Book 1: Chapter 7 and 8</b> <b>RBT: L1, L2</b>			08
<b>Module 5</b>			
Graphs, Sorting ,(selection, insertion, bubble, quick)and searching(Linear, Binary, Hash) <b>Text Book 1: Chapter 7 and 8</b> <b>RBT: L1, L2</b>			08
<b>Course Outcomes:</b> The student will be able to :			
<ul style="list-style-type: none"> <li>• Identify different data structures in C programming language</li> <li>• Appraise the use of data structures in problem solving</li> <li>• Implement data structures using C programming language.</li> </ul>			
<b>Question Paper Pattern:</b>			
<ul style="list-style-type: none"> <li>• The question paper will have ten questions.</li> <li>• Each full Question consisting of 20 marks</li> <li>• There will be 2 full questions (with a maximum of four sub questions) from each module.</li> <li>• Each full question will have sub questions covering all the topics under a module.</li> <li>• The students will have to answer 5 full questions, selecting one full question from each module.</li> </ul>			
<b>Textbooks:</b>			
1. Data structures using C , E Balagurusamy, McGraw Hill education (India) Pvt. Ltd, 2013.			
<b>Reference Books:</b>			

1. Ellis Horowitz and Sartaj Sahni, Fundamentals of Data Structures in C, 2nd Ed, Universities Press, 2014.
2. Seymour Lipschutz, Data Structures Schaum's Outlines, Revised 1st Ed, McGraw Hill, 2014.

**PROGRAMMING IN JAVA**  
**(OPEN ELECTIVE)**  
**(Effective from the academic year 2018 -2019)**  
**SEMESTER – VI**

<b>Course Code</b>	<b>18CS653</b>	<b>CIE Marks</b>	40
<b>Number of Contact Hours/Week</b>	3:0:0	<b>SEE Marks</b>	60
<b>Total Number of Contact Hours</b>	40	<b>Exam Hours</b>	03
<b>CREDITS –3</b>			
<b>Course Learning Objectives:</b> This course (18CS653) will enable students to:			
<ul style="list-style-type: none"> <li>• Learn fundamental features of object oriented language and JAVA</li> <li>• Set up Java JDK environment to create, debug and run simple Java programs.</li> <li>• Learn object oriented concepts using programming examples.</li> <li>• Study the concepts of importing of packages and exception handling mechanism.</li> <li>• Discuss the String Handling examples with Object Oriented concepts</li> </ul>			
<b>Module – 1</b>			<b>Teaching Hours</b>
<p>An Overview of Java: Object-Oriented Programming, A First Simple Program, A Second Short Program, Two Control Statements, Using Blocks of Code, Lexical Issues, The Java Class Libraries, Data Types, Variables, and Arrays: Java Is a Strongly Typed Language, The Primitive Types, Integers, Floating-Point Types, Characters, Booleans, A Closer Look at Literals, Variables, Type Conversion and Casting, Automatic Type Promotion in Expressions, Arrays, A Few Words About Strings</p> <p><b>Text book 1: Ch 2, Ch 3</b>  <b>RBT: L1, L2</b></p>			08
<b>Module – 2</b>			
<p>Operators: Arithmetic Operators, The Bitwise Operators, Relational Operators, Boolean Logical Operators, The Assignment Operator, The ? Operator, Operator Precedence, Using Parentheses, Control Statements: Java’s Selection Statements, Iteration Statements, Jump Statements.</p> <p><b>Text book 1: Ch 4, Ch 5</b>  <b>RBT: L1, L2</b></p>			08
<b>Module – 3</b>			
<p>Introducing Classes: Class Fundamentals, Declaring Objects, Assigning Object Reference Variables, Introducing Methods, Constructors, The this Keyword, Garbage Collection, The finalize( ) Method, A Stack Class, A Closer Look at Methods and Classes: Overloading Methods, Using Objects as Parameters, A Closer Look at Argument Passing, Returning Objects, Recursion, Introducing Access Control, Understanding static, Introducing final, Arrays Revisited, Inheritance: Inheritance, Using super, Creating a Multilevel Hierarchy, When Constructors Are Called, Method Overriding, Dynamic Method Dispatch, Using Abstract Classes, Using final with Inheritance, The Object Class.</p> <p><b>Text book 1: Ch 6, Ch 7.1-7.9, Ch 8.</b>  <b>RBT: L1, L2</b></p>			08
<b>Module – 4</b>			
<p>Packages and Interfaces: Packages, Access Protection, Importing Packages, Interfaces, Exception Handling: Exception-Handling Fundamentals, Exception Types, Uncaught Exceptions, Using try and catch, Multiple catch Clauses, Nested try Statements, throw, throws, finally, Java’s Built-in Exceptions, Creating Your Own Exception Subclasses, Chained Exceptions, Using Exceptions.</p>			08

<b>Text book 1: Ch 9, Ch 10</b> <b>RBT: L1, L2</b>	
<b>Module – 5</b>	
Enumerations, Type Wrappers, I/O, Applets, and Other Topics: I/O Basics, Reading Console Input, Writing Console Output, The PrintWriter Class, Reading and Writing Files, Applet Fundamentals, The transient and volatile Modifiers, Using instanceof, strictfp, Native Methods, Using assert, Static Import, Invoking Overloaded Constructors Through this( ), String Handling: The String Constructors, String Length, Special String Operations, Character Extraction, String Comparison, Searching Strings, Modifying a String, Data Conversion Using valueOf( ), Changing the Case of Characters Within a String , Additional String Methods, StringBuffer, StringBuilder. <b>Text book 1: Ch 12.1,12.2, Ch 13, Ch 15</b> <b>RBT: L1, L2</b>	08
<b>Course outcomes:</b> The students should be able to:	
<ul style="list-style-type: none"> <li>• Explain the object-oriented concepts and JAVA.</li> <li>• Develop computer programs to solve real world problems in Java.</li> </ul> Develop simple GUI interfaces for a computer program to interact with users	
<b>Question Paper Pattern:</b>	
<ul style="list-style-type: none"> <li>• The question paper will have ten questions.</li> <li>• Each full Question consisting of 20 marks</li> <li>• There will be 2 full questions (with a maximum of four sub questions) from each module.</li> <li>• Each full question will have sub questions covering all the topics under a module.</li> <li>• The students will have to answer 5 full questions, selecting one full question from each module.</li> </ul>	
<b>Text Books:</b>	
1. Herbert Schildt, Java The Complete Reference, 7th Edition, Tata McGraw Hill, 2007. (Chapters 2, 3, 4, 5, 6,7, 8, 9,10, 12,13,15)	
<b>Reference Books:</b>	
1. Cay S Horstmann, "Core Java - Vol. 1 Fundamentals", Pearson Education, 10th Edition, 2016. 2. Raoul-Gabriel Urma, Mario Fusco, Alan Mycroft, "Java 8 in Action", Dreamtech Press/Manning Press, 1st Edition, 2014.	

<b>INTRODUCTION TO OPERATING SYSTEM (OPEN ELECTIVE) (Effective from the academic year 2018 -2019) SEMESTER – VII</b>			
<b>Course Code</b>	<b>18CS654</b>	<b>CIE Marks</b>	40
<b>Number of Contact Hours/Week</b>	3:0:0	<b>SEE Marks</b>	60
<b>Total Number of Contact Hours</b>	40	<b>Exam Hours</b>	03
<b>CREDITS –3</b>			
<b>Course Learning Objectives:</b> This course (18CS654) will enable students to:			
<ul style="list-style-type: none"> <li>• Explain the fundamentals of operating system</li> <li>• Comprehend multithreaded programming, process management, memory management and storage management.</li> <li>• Familiar with various types of operating systems</li> </ul>			
<b>Module – 1</b>			<b>Teaching Hours</b>
Introduction: What OS do, Computer system organization, architecture, structure, Operations, Process, memory and storage management, Protection and security, Distributed systems, Special purpose systems, computing environments. System Structure: OS Services, User OSI, System calls, Types of system calls, System programs, OS design and implementation, OS structure, Virtual machines, OS generation, system boot <b>Textbook1: Chapter 1, 2</b> <b>RBT: L1, L2</b>			08
<b>Module – 2</b>			
Process Concept: Overview, Process scheduling, Operations on process, IPC, Examples in IPC, Communication in client-server systems. Multithreaded Programming: Overview, Models, Libraries, Issues, OS Examples <b>Textbook1: Chapter 3,4</b> <b>RBT: L1, L2</b>			08
<b>Module – 3</b>			
Process Scheduling: Basic concept, Scheduling criteria, Algorithm, multiple processor scheduling, thread scheduling, OS Examples, Algorithm Evaluation. Synchronization: Background, the critical section problem, Petersons solution, Synchronization hardware, Semaphores, Classic problems of synchronization, Monitors, Synchronization examples, Atomic transactions <b>Textbook1: Chapter 5, 6</b> <b>RBT: L1, L2</b>			08
<b>Module – 4</b>			
Deadlocks: System model, Deadlock characterization, Method of handling deadlock, Deadlock prevention, Avoidance, Detection, Recovery from deadlock Memory management strategies: Background, swapping, contiguous memory allocation, paging, structure of page table, segmentation, <b>Textbook1: Chapter 7, 8</b> <b>RBT: L1, L2</b>			08
<b>Module – 5</b>			
Virtual Memory management: Background, Demand paging, Copy-on-write, Page replacement, allocation of frames, Trashing, Memory mapped files, Allocating Kernel memory, Operating system examples			08

File system: File concept, Access methods, Directory structure, File system mounting, File sharing, protection <b>Textbook1: Chapter 9, 10</b> <b>RBT: L1, L2</b>	
<b>Course outcomes:</b> The students should be able to:	
<ul style="list-style-type: none"> <li>• Explain the fundamentals of operating system</li> <li>• Comprehend process management, memory management and storage management.</li> <li>• Familiar with various types of operating systems</li> </ul>	
<b>Question Paper Pattern:</b>	
<ul style="list-style-type: none"> <li>• The question paper will have ten questions.</li> <li>• Each full Question consisting of 20 marks</li> <li>• There will be 2 full questions (with a maximum of four sub questions) from each module.</li> <li>• Each full question will have sub questions covering all the topics under a module.</li> <li>• The students will have to answer 5 full questions, selecting one full question from each module.</li> </ul>	
<b>Text Books:</b>	
1. A. Silberschatz, P B Galvin, G Gagne, Operating systems, 7 <sup>th</sup> edition, John Wiley and sons,.	
<b>Reference Books:</b>	
<ol style="list-style-type: none"> <li>1. William Stalling, "Operating Systems: Internals and Design Principles", Pearson Education, 1st Edition, 2018.</li> <li>2. Andrew S Tanenbaum, Herbert BOS, "Modern Operating Systems", Pearson Education, 4th Edition, 2016</li> </ol>	

<p style="text-align: center;"><b>SYSTEM SOFTWARE LABORATORY</b>  <b>(Effective from the academic year 2018 -2019)</b>  <b>SEMESTER – VI</b></p>			
<b>Course Code</b>	<b>18CSL66</b>	<b>CIE Marks</b>	40
<b>Number of Contact Hours/Week</b>	0:2:2	<b>SEE Marks</b>	60
<b>Total Number of Lab Contact Hours</b>	36	<b>Exam Hours</b>	03
<b>Credits – 2</b>			
<b>Course Learning Objectives:</b> This course (18CSL66) will enable students to:			
<ul style="list-style-type: none"> <li>• To make students familiar with Lexical Analysis and Syntax Analysis phases of Compiler Design and implement programs on these phases using LEX &amp; YACC tools and/or C/C++/Java</li> <li>• To enable students to learn different types of CPU scheduling algorithms used in operating system.</li> <li>• To make students able to implement memory management - page replacement and deadlock handling algorithms</li> </ul>			
<b>Descriptions (if any):</b>			
<p>Exercises to be prepared with minimum three files (Where ever necessary):</p> <ol style="list-style-type: none"> <li>1. Header file.</li> <li>2. Implementation file.</li> <li>3. Application file where main function will be present.</li> </ol> <p>The idea behind using three files is to differentiate between the developer and user sides. In the developer side, all the three files could be made visible. For the user side only header file and application files could be made visible, which means that the object code of the implementation file could be given to the user along with the interface given in the header file, hiding the source file, if required. Avoid I/O operations (printf/scanf) and use <i>data input file</i> where ever it is possible.</p>			
<b>Programs List:</b>			
<b>Installation procedure of the required software must be demonstrated, carried out in groups and documented in the journal.</b>			
1.			
a.	Write a LEX program to recognize valid <i>arithmetic expression</i> . Identifiers in the expression could be only integers and operators could be + and *. Count the identifiers & operators present and print them separately.		
b.	Write YACC program to evaluate <i>arithmetic expression</i> involving operators: +, -, *, and /		
2.	Develop, Implement and Execute a program using YACC tool to recognize all strings ending with <i>b</i> preceded by <i>n a</i> 's using the grammar $a^n b$ (note: input <i>n</i> value)		
3.	Design, develop and implement YACC/C program to construct <i>Predictive / LL(1) Parsing Table</i> for the grammar rules: $A \rightarrow aBa$ , $B \rightarrow bB \mid \epsilon$ . Use this table to parse the sentence: <i>abba</i> \$		
4.	Design, develop and implement YACC/C program to demonstrate <i>Shift Reduce Parsing</i> technique for the grammar rules: $E \rightarrow E+T \mid T$ , $T \rightarrow T * F \mid F$ , $F \rightarrow (E) \mid id$ and parse the sentence: <i>id + id * id</i> .		
5.	Design, develop and implement a C/Java program to generate the machine code using <i>Triples</i> for the statement $A = -B * (C + D)$ whose intermediate code in three-address form:		
	$T1 = -B$ $T2 = C + D$ $T3 = T1 + T2$ $A = T3$		

6.	
a.	Write a LEX program to eliminate <i>comment lines</i> in a C program and copy the resulting program into a separate file.
b.	Write YACC program to recognize valid <i>identifier, operators and keywords</i> in the given text (C program) file.
7.	Design, develop and implement a C/C++/Java program to simulate the working of Shortest remaining time and Round Robin (RR) scheduling algorithms. Experiment with different quantum sizes for RR algorithm.
8.	Design, develop and implement a C/C++/Java program to implement Banker's algorithm. Assume suitable input required to demonstrate the results
9.	Design, develop and implement a C/C++/Java program to implement page replacement algorithms LRU and FIFO. Assume suitable input required to demonstrate the results.
<b>Laboratory Outcomes:</b> The student should be able to:	
<ul style="list-style-type: none"> <li>• Implement and demonstrate Lexer's and Parser's</li> <li>• Evaluate different algorithms required for management, scheduling, allocation and communication used in operating system.</li> </ul>	
<b>Conduct of Practical Examination:</b>	
<ul style="list-style-type: none"> <li>• Experiment distribution <ul style="list-style-type: none"> <li>○ For laboratories having only one part: Students are allowed to pick one experiment from the lot with equal opportunity.</li> <li>○ For laboratories having PART A and PART B: Students are allowed to pick one experiment from PART A and one experiment from PART B, with equal opportunity.</li> </ul> </li> <li>• Change of experiment is allowed only once and marks allotted for procedure to be made zero of the changed part only.</li> <li>• Marks Distribution (<i>Courseed to change in accordance with university regulations</i>) <ul style="list-style-type: none"> <li>m) For laboratories having only one part – Procedure + Execution + Viva-Voce: 15+70+15 = 100 Marks</li> <li>n) For laboratories having PART A and PART B <ul style="list-style-type: none"> <li>i. Part A – Procedure + Execution + Viva = 6 + 28 + 6 = 40 Marks</li> <li>ii. Part B – Procedure + Execution + Viva = 9 + 42 + 9 = 60 Marks</li> </ul> </li> </ul> </li> </ul>	



<b>COMPUTER GRAPHICS LABORATORY WITH MINI PROJECT</b> (Effective from the academic year 2018 -2019) <b>SEMESTER – VI</b>			
<b>Course Code</b>	<b>18CSL67</b>	<b>CIE Marks</b>	40
<b>Number of Contact Hours/Week</b>	0:2:2	<b>SEE Marks</b>	60
<b>Total Number of Lab Contact Hours</b>	36	<b>Exam Hours</b>	03
<b>Credits – 2</b>			
<b>Course Learning Objectives:</b> This course (18CSL67) will enable students to:			
<ul style="list-style-type: none"> <li>• Demonstrate simple algorithms using OpenGL Graphics Primitives and attributes.</li> <li>• Implementation of line drawing and clipping algorithms using OpenGL functions</li> <li>• Design and implementation of algorithms Geometric transformations on both 2D and 3D objects.</li> </ul>			
<b>Descriptions (if any): --</b>			
<b>Installation procedure of the required software must be demonstrated, carried out in groups and documented in the journal.</b>			
<b>Programs List:</b>			
<b>PART A</b>			
<b>Design, develop, and implement the following programs using OpenGL API</b>			
1.	Implement Brenham’s line drawing algorithm for all types of slope. Refer:Text-1: Chapter 3.5 Refer:Text-2: Chapter 8		
2.	Create and rotate a triangle about the origin and a fixed point. <b>Refer:Text-1: Chapter 5-4</b>		
3.	Draw a colour cube and spin it using OpenGL transformation matrices. <b>Refer:Text-2: Modelling a Coloured Cube</b>		
4.	Draw a color cube and allow the user to move the camera suitably to experiment with perspective viewing. <b>Refer:Text-2: Topic: Positioning of Camera</b>		
5.	Clip a lines using Cohen-Sutherland algorithm <b>Refer:Text-1: Chapter 6.7</b> <b>Refer:Text-2: Chapter 8</b>		
6.	To draw a simple shaded scene consisting of a tea pot on a table. Define suitably the position and properties of the light source along with the properties of the surfaces of the solid object used in the scene. <b>Refer:Text-2: Topic: Lighting and Shading</b>		
7.	Design, develop and implement recursively subdivide a tetrahedron to form 3D sierpinski gasket. The number of recursive steps is to be specified by the user. <b>Refer: Text-2: Topic: sierpinski gasket.</b>		
8.	Develop a menu driven program to animate a flag using Bezier Curve algorithm <b>Refer: Text-1: Chapter 8-10</b>		
9.	Develop a menu driven program to fill the polygon using scan line algorithm		
<b>PART B MINI PROJECT</b>			
Student should develop mini project on the topics mentioned below or similar applications using Open GL API. Consider all types of attributes like color, thickness, styles, font, background, speed etc., while doing mini project. (During the practical exam: the students should demonstrate and answer Viva-Voce)			
<b>Sample Topics:</b>			
<b>Simulation of concepts of OS, Data structures, algorithms etc.</b>			
<b>Laboratory Outcomes:</b> The student should be able to:			
<ul style="list-style-type: none"> <li>• Apply the concepts of computer graphics</li> </ul>			

- Implement computer graphics applications using OpenGL
- Animate real world problems using OpenGL

**Conduct of Practical Examination:**

- Experiment distribution
  - For laboratories having only one part: Students are allowed to pick one experiment from the lot with equal opportunity.
  - For laboratories having PART A and PART B: Students are allowed to pick one experiment from PART A and one experiment from PART B, with equal opportunity.
- Change of experiment is allowed only once and marks allotted for procedure to be made zero of the changed part only.
- Marks Distribution (*Courseed to change in accordance with university regulations*)
  - o) For laboratories having only one part – Procedure + Execution + Viva-Voce:  $15+70+15 = 100$  Marks
  - p) For laboratories having PART A and PART B
    - i. Part A – Procedure + Execution + Viva =  $6 + 28 + 6 = 40$  Marks
    - ii. Part B – Procedure + Execution + Viva =  $9 + 42 + 9 = 60$  Marks

**MOBILE APPLICATION DEVELOPMENT**  
**(Effective from the academic year 2018 -2019)**  
**SEMESTER – VI**

<b>Course Code</b>	<b>18CSMP68</b>	<b>IA Marks</b>	40
<b>Number of Contact Hours/Week</b>	0:0:2	<b>Exam Marks</b>	60
<b>Total Number of Contact Hours</b>	3 Hours/Week	<b>Exam Hours</b>	03

**CREDITS – 02**

**Laboratory Objectives:**This laboratory (18CSMP68) will enable students to

- Learn and acquire the art of Android Programming.
- Configure Android studio to run the applications.
- Understand and implement Android's User interface functions.
- Create, modify and query on SQLite database.
- Inspect different methods of sharing data using services.

**Descriptions (if any):**


**Installation procedure of the Android Studio/Java software must be demonstrated, carried out in groups.**


**Students should use the latest version of Android Studio/Java to execute these programs.**

**All of these diagrams are for representational purpose only. Students are expected to improvise on it.**

**Programs List:**

**PART – A**

<b>1</b>	<p>Create an application to design a Visiting Card. The Visiting card should have a company logo at the top right corner. The company name should be displayed in Capital letters, aligned to the center. Information like the name of the employee, job title, phone number, address, email, fax and the website address is to be displayed. Insert a horizontal line between the job title and the phone number.</p> <div style="text-align: center;">  </div>
<b>2</b>	<p>Develop an Android application using controls like Button, TextView, EditText for designing a calculator having basic functionality like Addition, Subtraction, Multiplication, and Division.</p>



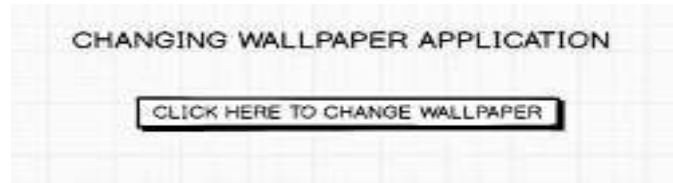
3 Create a SIGN Up activity with Username and Password. Validation of password should happen based on the following rules:

- Password should contain uppercase and lowercase letters.
- Password should contain letters and numbers.
- Password should contain special characters.
- Minimum length of the password (the default value is 8).

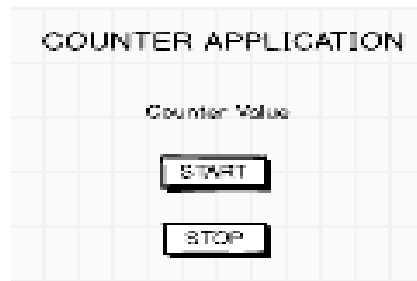
On successful **SIGN UP** proceed to the next Login activity. Here the user should **SIGN IN** using the Username and Password created during signup activity. If the Username and Password are matched then navigate to the next activity which displays a message saying “Successful Login” or else display a toast message saying “Login Failed”. The user is given only two attempts and after that display a toast message saying “Failed Login Attempts” and disable the SIGN IN button. Use Bundle to transfer information from one activity to another.

SIGNUP ACTIVITY	LOGIN ACTIVITY
Username: <input type="text"/>	Username: <input type="text"/>
Password: <input type="password"/>	Password: <input type="password"/>
<input type="button" value="SIGN UP"/>	<input type="button" value="SIGN IN"/>

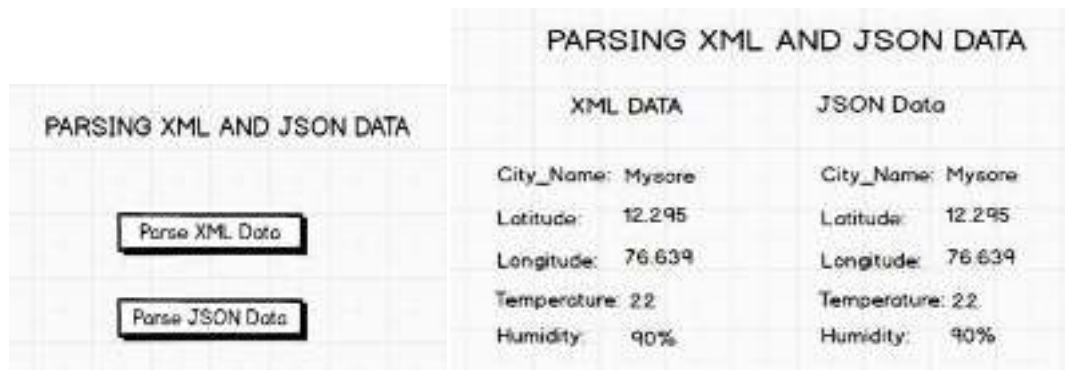
4 Develop an application to set an image as wallpaper. On click of a button, the wallpaper image should start to change randomly every 30 seconds.




5 Write a program to create an activity with two buttons START and STOP. On pressing of the START button, the activity must start the counter by displaying the numbers from One and the counter must keep on counting until the STOP button is pressed. Display the counter value in a TextView control.




6 Create two files of XML and JSON type with values for City\_Name, Latitude, Longitude, Temperature, and Humidity. Develop an application to create an activity with two buttons to parse the XML and JSON files which when clicked should display the data in their respective layouts side by side.



7 Develop a simple application with one EditText so that the user can write some text in it. Create a button called “Convert Text to Speech” that converts the user input text into voice.

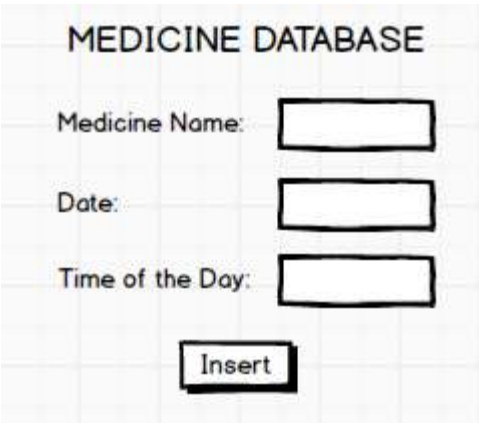


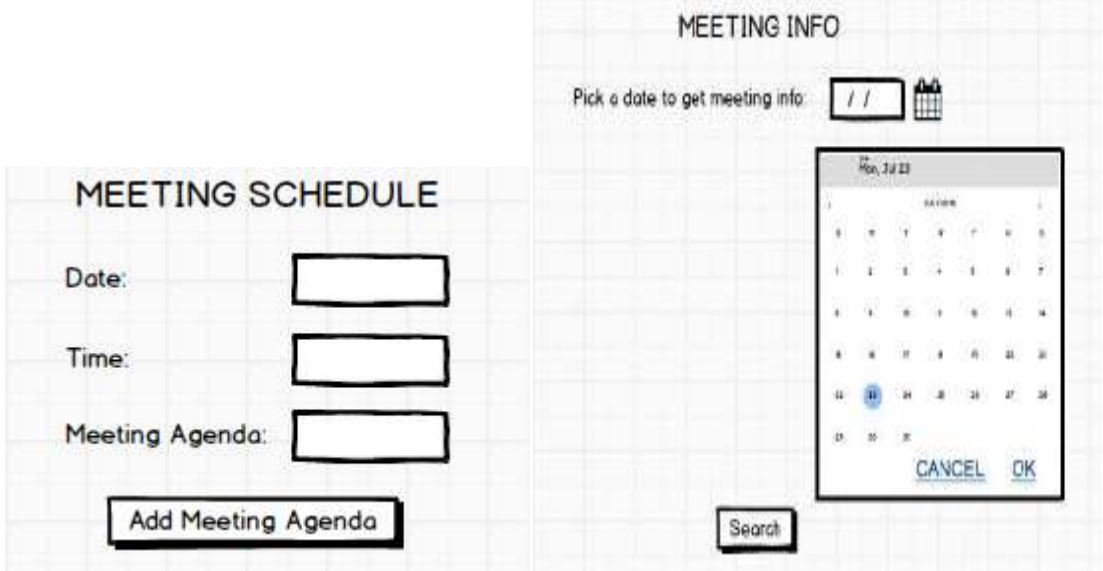

8 Create an activity like a phone dialer with CALL and SAVE buttons. On pressing the CALL button, it must call the phone number and on pressing the SAVE button it must save the number to the phone contacts.

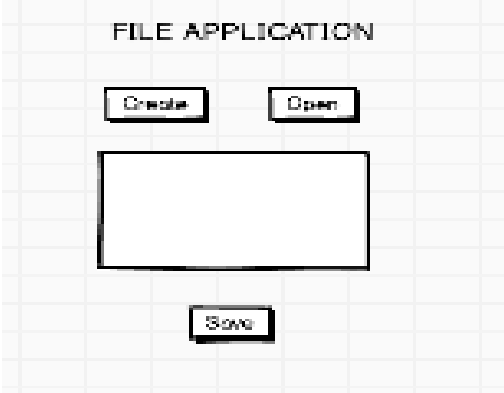
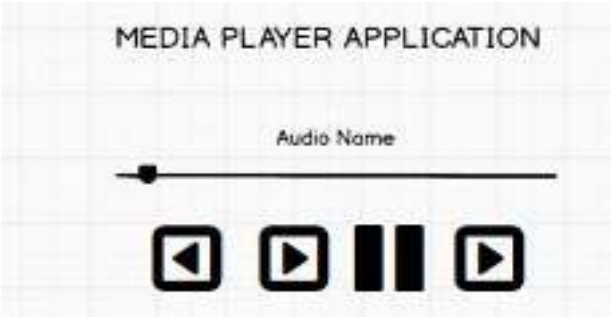
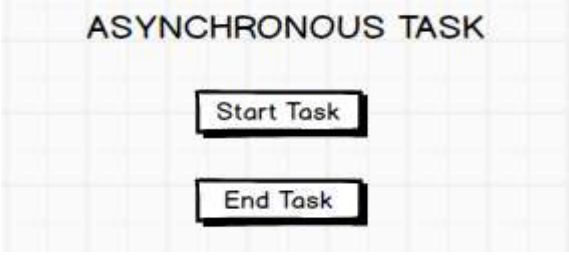


**PART - B**


1 Write a program to enter Medicine Name, Date and Time of the Day as input from the user and store it in the SQLite database. Input for Time of the Day should be either Morning or Afternoon or Evening or Night. Trigger an alarm based on the Date and Time of the Day and display the Medicine Name.



<p>2</p>	<p>Develop a content provider application with an activity called “Meeting Schedule” which takes Date, Time and Meeting Agenda as input from the user and store this information into the SQLite database. Create another application with an activity called “Meeting Info” having DatePicker control, which on the selection of a date should display the Meeting Agenda information for that particular date, else it should display a toast message saying “No Meeting on this Date”.</p> 
<p>3</p>	<p>Create an application to receive an incoming SMS which is notified to the user. On clicking this SMS notification, the message content and the number should be displayed on the screen. Use appropriate emulator control to send the SMS message to your application.</p> 
<p>4</p>	<p>Write a program to create an activity having a Text box, and also Save, Open and Create buttons. The user has to write some text in the Text box. On pressing the Create button the text should be saved as a text file in Mksdcard. On subsequent changes to the text, the Save button should be pressed to store the latest content to the same file. On pressing the Open button, it should display the contents from the previously stored files in the Text box. If the user tries to save the contents in the Textbox to a file without creating it, then a toast message has to be displayed saying “First Create a File”.</p>

	
<p>5</p>	<p>Create an application to demonstrate a basic media player that allows the user to Forward, Backward, Play and Pause an audio. Also, make use of the indicator in the seek bar to move the audio forward or backward as required.</p> 
<p>6</p>	<p>Develop an application to demonstrate the use of Asynchronous tasks in android. The asynchronous task should implement the functionality of a simple moving banner. On pressing the <b>Start Task</b> button, the banner message should scroll from right to left. On pressing the <b>Stop Task</b> button, the banner message should stop. Let the banner message be “Demonstration of Asynchronous Task”.</p> 
<p>7</p>	<p>Develop an application that makes use of the clipboard framework for copying and pasting of the text. The activity consists of two EditText controls and two Buttons to trigger the copy and paste functionality.</p>





8 Create an AIDL service that calculates Car Loan EMI. The formula to calculate EMI is

$$E = P * (r(1+r)^n)/((1+r)^n-1)$$

where

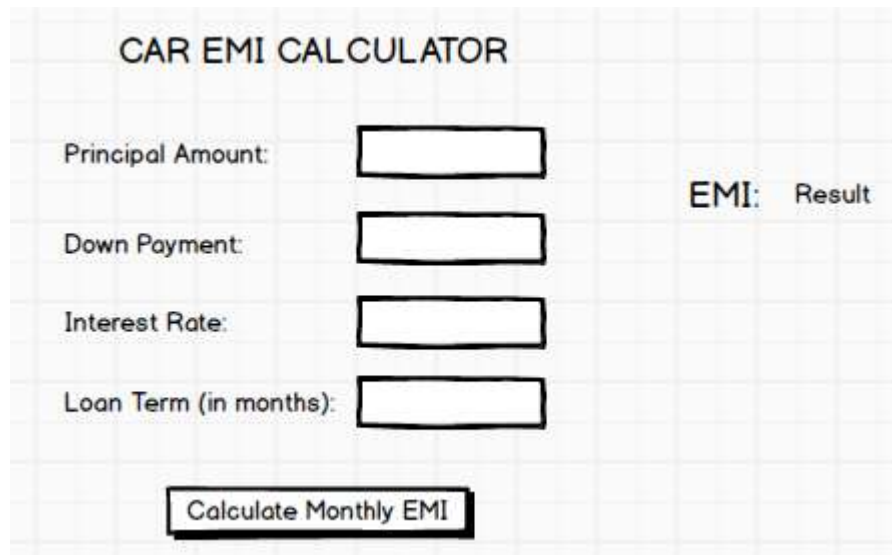
E = The EMI payable on the car loan amount

P = The Car loan Principal Amount

r = The interest rate value computed on a monthly basis

n = The loan tenure in the form of months

The down payment amount has to be deducted from the principal amount paid towards buying the Car. Develop an application that makes use of this AIDL service to calculate the EMI. This application should have four EditText to read the PrincipalAmount, Down Payment, Interest Rate, Loan Term (in months) and a button named as “Calculate Monthly EMI”. On click of this button, the result should be shown in a TextView. Also, calculate the EMI by varying the Loan Term and Interest Rate values.



**Laboratory Outcomes:** After studying these laboratory programs, students will be able to

- Create, test and debug Android application by setting up Android development environment.
- Implement adaptive, responsive user interfaces that work across a wide range of devices.
- Infer long running tasks and background work in Android applications.
- Demonstrate methods in storing, sharing and retrieving data in Android applications.

- Infer the role of permissions and security for Android applications.

### Procedure to Conduct Practical Examination

- Experiment distribution
  - For laboratories having only one part: Students are allowed to pick one experiment from the lot with equal opportunity.
  - For laboratories having PART A and PART B: Students are allowed to pick one experiment from PART A and one experiment from PART B, with equal opportunity.
- Change of experiment is allowed only once and marks allotted for procedure to be made zero of the changed part only.
- Marks Distribution (Course to change in accordance with university regulations)
  - For laboratories having only one part – Procedure + Execution + Viva-Voce: 15+70+15= 100 Marks
  - For laboratories having PART A and PART B
    - i. Part A – Procedure + Execution + Viva = 6 + 28 + 6 = 40 Marks
    - ii. Part B – Procedure + Execution + Viva = 9 + 42 + 9 = 60 Marks

### Text Books:

1. Google Developer Training, "**Android Developer Fundamentals Course – Concept Reference**", Google Developer Training Team, 2017. <https://www.gitbook.com/book/google-developer-training/android-developer-fundamentals-course-concepts/details>  
(Download pdf file from the above link)

### Reference Books:

1. Erik Hellman, "**Android Programming – Pushing the Limits**", 1<sup>st</sup> Edition, Wiley India Pvt Ltd, 2014. ISBN-13: 978-8126547197
2. Dawn Griffiths and David Griffiths, "**Head First Android Development**", 1<sup>st</sup> Edition, O'Reilly SPD Publishers, 2015. ISBN-13: 978-9352131341
3. Bill Phillips, Chris Stewart and Kristin Marsicano, "**Android Programming: The Big Nerd Ranch Guide**", 3<sup>rd</sup> Edition, Big Nerd Ranch Guides, 2017. ISBN-13: 978-0134706054

**ARTIFICIAL INTELLIGENCE AND MACHINE LEARNING**  
**(Effective from the academic year 2018 -2019)**  
**SEMESTER – VII**

<b>Course Code</b>	<b>18CS71</b>	<b>CIE Marks</b>	40
<b>Number of Contact Hours/Week</b>	4:0:0	<b>SEE Marks</b>	60
<b>Total Number of Contact Hours</b>	50	<b>Exam Hours</b>	03
<b>CREDITS –4</b>			
<b>Course Learning Objectives:</b> This course (18CS71) will enable students to:			
<ul style="list-style-type: none"> <li>• Explain Artificial Intelligence and Machine Learning</li> <li>• Illustrate AI and ML algorithm and their use in appropriate applications</li> </ul>			
<b>Module 1</b>			<b>Contact Hours</b>
What is artificial intelligence?, Problems, problem spaces and search, Heuristic search techniques <b>Textbook 1: Chapter 1, 2 and 3</b> <b>RBT: L1, L2</b>			10
<b>Module 2</b>			
Knowledge representation issues, Predicate logic, Representaiton knowledge using rules. Concpet Learning: Concept learning task, Concpet learning as search, Find-S algorithm, Candidate Elimination Algorithm, Inductive bias of Candidate Elimination Algorithm. <b>Textbook 1: Chapter 4, 5 and 6</b> <b>Textbook2: Chapter 2 (2.1-2.5, 2.7)</b> <b>RBT: L1, L2, L3</b>			10
<b>Module 3</b>			
Decision Tree Learning: Introduction, Decision tree representation, Appropriate problems, ID3 algorith. Aritifical Nueral Network: Introduction, NN representation, Appropriate problems, Perceptrons, Backpropagation algorithm. <b>Textbook2: Chapter 3 (3.1-3.4), Chapter 4 (4.1-4.5)</b> <b>RBT: L1, L2, L3</b>			10
<b>Module 4</b>			
Bayesian Learning: Introduction, Bayes theorem, Bayes theorem and concept learning, ML and LS error hypothesis, ML for predicting, MDL principle, Bates optimal classifier, Gibbs algorithm, Navie Bayes classifier, BBN, EM Algorithm <b>Textbook2: Chapter 6</b> <b>RBT: L1, L2, L3</b>			10
<b>Module 5</b>			
Instance-Base Learning: Introduction, k-Nearest Neighbour Learning, Locally weighted regression, Radial basis function, Case-Based reasoning. Reinforcement Learning: Introduction, The learning task, Q-Learning. <b>Textbook 1: Chapter 8 (8.1-8.5), Chapter 13 (13.1 – 13.3)</b> <b>RBT: L1, L2, L3</b>			10
<b>Course Outcomes:</b> The student will be able to :			
<ul style="list-style-type: none"> <li>• Appaise the theory of Artificial intelligence and Machine Learning.</li> <li>• Illustrate the working of AI and ML Algorithms.</li> <li>• Demonstrate the applications of AI and ML.</li> </ul>			
<b>Question Paper Pattern:</b>			
<ul style="list-style-type: none"> <li>• The question paper will have ten questions.</li> <li>• Each full Question consisting of 20 marks</li> </ul>			

- There will be 2 full questions (with a maximum of four sub questions) from each module.
- Each full question will have sub questions covering all the topics under a module.
- The students will have to answer 5 full questions, selecting one full question from each module.

**Textbooks:**

1. Tom M Mitchell, "**Machine Learning**", 1<sup>st</sup> Edition, McGraw Hill Education, 2017.
2. Elaine Rich, Kevin K and S B Nair, "**Artificial Intelligence**", 3<sup>rd</sup> Edition, McGraw Hill Education, 2017.

**Reference Books:**

1. Saroj Kaushik, Artificial Intelligence, Cengage learning
2. Stuart Russell, Peter Norving , Artificial Intelligence: A Modern Approach, Pearson Education 2nd Edition
3. Aurélien Geron, "Hands-On Machine Learning with Scikit-Learn and Tensor Flow: Concepts, Tools, and Techniques to Build Intelligent Systems", 1st Edition, Shroff/O'Reilly Media, 2017.
4. Trevor Hastie, Robert Tibshirani, Jerome Friedman, h The Elements of Statistical Learning, 2nd edition, springer series in statistics.
5. Ethem Alpaydm, Introduction to machine learning, second edition, MIT press
6. Srinivasa K G and Shreedhar, " Artificial Intelligence and Machine Learning", Cengage

<b>BIG DATA AND ANALYTICS</b> (Effective from the academic year 2018 -2019) <b>SEMESTER – VII</b>			
<b>Course Code</b>	<b>18CS72</b>	<b>CIE Marks</b>	40
<b>Number of Contact Hours/Week</b>	4:0:0	<b>SEE Marks</b>	60
<b>Total Number of Contact Hours</b>	50	<b>Exam Hours</b>	03
<b>CREDITS –4</b>			
<b>Course Learning Objectives:</b> This course (18CS72) will enable students to:			
<ul style="list-style-type: none"> <li>• Understand fundamentals of Big Data analytics</li> <li>• Explore the Hadoop framework and Hadoop Distributed File system</li> <li>• Illustrate the concepts of NoSQL using MongoDB and Cassandra for Big Data</li> <li>• Employ MapReduce programming model to process the big data</li> <li>• Understand various machine learning algorithms for Big Data Analytics, Web Mining and Social Network Analysis.</li> </ul>			
<b>Module 1</b>			<b>Contact Hours</b>
<b>Introduction to Big Data Analytics:</b> Big Data, Scalability and Parallel Processing, Designing Data Architecture, Data Sources, Quality, Pre-Processing and Storing, Data Storage and Analysis, Big Data Analytics Applications and Case Studies. <b>Text book 1: Chapter 1: 1.2 -1.7</b> <b>RBT: L1, L2, L3</b>			10
<b>Module 2</b>			
<b>Introduction to Hadoop (T1):</b> Introduction, Hadoop and its Ecosystem, Hadoop Distributed File System, MapReduce Framework and Programming Model, Hadoop Yarn, Hadoop Ecosystem Tools. <b>Hadoop Distributed File System Basics (T2):</b> HDFS Design Features, Components, HDFS User Commands. <b>Essential Hadoop Tools (T2):</b> Using Apache Pig, Hive, Sqoop, Flume, Oozie, HBase. <b>Text book 1: Chapter 2 :2.1-2.6</b> <b>Text Book 2: Chapter 3</b> <b>Text Book 2: Chapter 7 (except walk throughs)</b> <b>RBT: L1, L2, L3</b>			10
<b>Module 3</b>			
<b>NoSQL Big Data Management, MongoDB and Cassandra:</b> Introduction, NoSQL Data Store, NoSQL Data Architecture Patterns, NoSQL to Manage Big Data, Shared-Nothing Architecture for Big Data Tasks, MongoDB, Databases, Cassandra Databases. <b>Text book 1: Chapter 3: 3.1-3.7</b> <b>RBT: L1, L2, L3</b>			10
<b>Module 4</b>			
<b>MapReduce, Hive and Pig:</b> Introduction, MapReduce Map Tasks, Reduce Tasks and MapReduce Execution, Composing MapReduce for Calculations and Algorithms, Hive, HiveQL, Pig. <b>Text book 1: Chapter 4: 4.1-4.6</b> <b>RBT: L1, L2, L3</b>			10

<b>Module 5</b>	
<p><b>Machine Learning Algorithms for Big Data Analytics:</b> Introduction, Estimating the relationships, Outliers, Variances, Probability Distributions, and Correlations, Regression analysis, Finding Similar Items, Similarity of Sets and Collaborative Filtering, Frequent Itemsets and Association Rule Mining.</p> <p><b>Text, Web Content, Link, and Social Network Analytics:</b> Introduction, Text mining, Web Mining, Web Content and Web Usage Analytics, Page Rank, Structure of Web and analyzing a Web Graph, Social Network as Graphs and Social Network Analytics:</p> <p><b>Text book 1: Chapter 6: 6.1 to 6.5</b></p> <p><b>Text book 1: Chapter 9: 9.1 to 9.5</b></p>	10
<p><b>Course Outcomes:</b> The student will be able to:</p> <ul style="list-style-type: none"> <li>• Understand fundamentals of Big Data analytics.</li> <li>• Investigate Hadoop framework and Hadoop Distributed File system.</li> <li>• Illustrate the concepts of NoSQL using MongoDB and Cassandra for Big Data.</li> <li>• Demonstrate the MapReduce programming model to process the big data along with Hadoop tools.</li> <li>• Use Machine Learning algorithms for real world big data.</li> <li>• Analyze web contents and Social Networks to provide analytics with relevant visualization tools.</li> </ul>	
<p><b>Question Paper Pattern:</b></p> <ul style="list-style-type: none"> <li>• The question paper will have ten questions.</li> <li>• Each full Question consisting of 20 marks</li> <li>• There will be 2 full questions (with a maximum of four sub questions) from each module.</li> <li>• Each full question will have sub questions covering all the topics under a module.</li> <li>• The students will have to answer 5 full questions, selecting one full question from each module.</li> </ul>	
<p><b>Textbooks:</b></p> <ol style="list-style-type: none"> <li>1. Raj Kamal and Preeti Saxena, “<b>Big Data Analytics Introduction to Hadoop, Spark, and Machine-Learning</b>”, McGraw Hill Education, 2018 ISBN: 9789353164966, 9353164966</li> <li>2. Douglas Eadline, "<b>Hadoop 2 Quick-Start Guide: Learn the Essentials of Big Data Computing in the Apache Hadoop 2 Ecosystem</b>", 1<sup>st</sup>Edition, Pearson Education, 2016. ISBN-13: 978-9332570351</li> </ol>	
<p><b>Reference Books:</b></p> <ol style="list-style-type: none"> <li>1. Tom White, “<b>Hadoop: The Definitive Guide</b>”, 4<sup>th</sup> Edition, O’Reilly Media, 2015.ISBN-13: 978-9352130672</li> <li>2. Boris Lublinsky, Kevin T Smith, Alexey Yakubovich, "<b>Professional Hadoop Solutions</b>", 1<sup>st</sup>Edition, Wrox Press, 2014ISBN-13: 978-8126551071</li> <li>3. Eric Sammer, "<b>Hadoop Operations: A Guide for Developers and Administrators</b>",1<sup>st</sup>Edition, O’Reilly Media, 2012.ISBN-13: 978-9350239261</li> <li>4. Arshdeep Bahga, Vijay Madiseti, "<b>Big Data Analytics: A Hands-On Approach</b>", 1st Edition, VPT Publications, 2018. ISBN-13: 978-0996025577</li> </ol>	

<b>SOFTWARE ARCHITECTURE AND DESIGN PATTERNS</b> (Effective from the academic year 2018 -2019) <b>SEMESTER – VII</b>			
<b>Course Code</b>	<b>18CS731</b>	<b>CIE Marks</b>	40
<b>Number of Contact Hours/Week</b>	3:0:0	<b>SEE Marks</b>	60
<b>Total Number of Contact Hours</b>	40	<b>Exam Hours</b>	03
<b>CREDITS –3</b>			
<b>Course Learning Objectives:</b> This course (18CS731) will enable students to:			
<ul style="list-style-type: none"> <li>• Learn How to add functionality to designs while minimizing complexity.</li> <li>• What code qualities are required to maintain to keep code flexible?</li> <li>• To Understand the common design patterns.</li> <li>• To explore the appropriate patterns for design problems</li> </ul>			
<b>Module 1</b>			<b>Contact Hours</b>
<b>Introduction:</b> what is a design pattern? describing design patterns, the catalog of design pattern, organizing the catalog, how design patterns solve design problems, how to select a design pattern, how to use a design pattern. A Notation for Describing Object-Oriented Systems <b>Textbook 1: Chapter 1 and 2.7</b> <b>Analysis a System:</b> overview of the analysis phase, stage 1: gathering the requirements functional requirements specification, defining conceptual classes and relationships, using the knowledge of the domain. Design and Implementation, discussions and further reading. <b>Textbook 1: Chapter 6</b> <b>RBT: L1, L2, L3</b>			08
<b>Module 2</b>			
<b>Design Pattern Catalog:</b> Structural patterns, Adapter, bridge, composite, decorator, facade, flyweight, proxy. <b>Textbook 2: chapter 4</b> <b>RBT: L1, L2, L3</b>			08
<b>Module 3</b>			
<b>BehavioralPatterns:</b> Chain of Responsibility, Command, Interpreter, Iterator, Mediator, Memento, Observer, State, Template Method <b>Textbook 2: chapter 5</b> <b>RBT: L1, L2, L3</b>			08
<b>Module 4</b>			
<b>Interactive systems and the MVC architecture:</b> Introduction, The MVC architectural pattern, analyzing a simple drawing program, designing the system, designing of the subsystems, getting into implementation, implementing undo operation, drawing incomplete items, adding a new feature, pattern-based solutions. <b>Textbook 1: Chapter 11</b> <b>RBT: L1, L2, L3</b>			08
<b>Module 5</b>			
<b>Designing with Distributed Objects:</b> Client server system, java remote method invocation, implementing an object-oriented system on the web (discussions and further reading) a note on input and output, selection statements, loops arrays. <b>Textbook 1: Chapter 12</b> <b>RBT: L1, L2, L3</b>			08
<b>Course Outcomes:</b> The student will be able to :			
<ul style="list-style-type: none"> <li>• Design and implement codes with higher performance and lower complexity</li> <li>• Be aware of code qualities needed to keep code flexible</li> </ul>			

- Experience core design principles and be able to assess the quality of a design with respect to these principles.
- Capable of applying these principles in the design of object oriented systems.
- Demonstrate an understanding of a range of design patterns. Be capable of comprehending a design presented using this vocabulary.
- Be able to select and apply suitable patterns in specific contexts

**Question Paper Pattern:**

- The question paper will have ten questions.
- Each full Question consisting of 20 marks
- There will be 2 full questions (with a maximum of four sub questions) from each module.
- Each full question will have sub questions covering all the topics under a module.
- The students will have to answer 5 full questions, selecting one full question from each module.

**Textbooks:**

1. Brahma Dathan, Sarnath Rammath, Object-oriented analysis, design and implementation, Universities Press,2013
2. Erich Gamma, Richard Helan, Ralph Johman, John Vlissides , Design Patterns, Pearson Publication,2013.

**Reference Books:**

1. Frank Bachmann, RegineMeunier, Hans Rohnert “Pattern Oriented Software Architecture” –Volume 1, 1996.
2. William J Brown et al., "Anti-Patterns: Refactoring Software, Architectures and Projects in Crisis", John Wiley, 1998.



<b>HIGH PERFORMANCE COMPUTING</b> (Effective from the academic year 2018 -2019) <b>SEMESTER – VII</b>			
<b>Course Code</b>	<b>18CS732</b>	<b>CIE Marks</b>	40
<b>Number of Contact Hours/Week</b>	3:0:0	<b>SEE Marks</b>	60
<b>Total Number of Contact Hours</b>	40	<b>Exam Hours</b>	03
<b>CREDITS –3</b>			
<b>Course Learning Objectives:</b> This course (18CS732) will enable students to:			
<ul style="list-style-type: none"> <li>• Introduce students the design, analysis, and implementation, of high performance computational science and engineering applications.</li> <li>• Illustrate on advanced computer architectures, parallel algorithms, parallel languages, and performance-oriented computing.</li> </ul>			
<b>Module – 1</b>			<b>Contact Hours</b>
<b>Introduction to Parallel Computing:</b> Motivating Parallelism, Scope of Parallel Computing, <b>Parallel Programming Platforms:</b> Implicit Parallelism: Trends in Microprocessor Architectures, Limitations of Memory System Performance, Dichotomy of Parallel Computing Platforms, Physical Organization of Parallel Platforms, Communication Costs in Parallel Machines, Routing Mechanisms for Interconnection Networks, Impact of Process-Processor Mapping and Mapping Techniques. <b>T1: Ch: 1.1, 1.2, 2.1 – 2.7</b> <b>RBT: L1, L2</b>			08
<b>Module – 2</b>			
<b>Principles of Parallel Algorithm Design:</b> Preliminaries, Decomposition Techniques, Characteristics of Tasks and Interactions, Mapping Techniques for Load Balancing, Methods for Containing Interaction Overheads, Parallel Algorithm Models <b>Basic Communication Operations:</b> One-to-All Broadcast and All-to-One Reduction, All-to-All Broadcast and Reduction, All-Reduce and Prefix-Sum Operations, Scatter and Gather, All-to-All Personalized Communication, Circular Shift, Improving the Speed of Some Communication Operations <b>T1: Ch 3, 4</b> <b>RBT: L1, L2</b>			08
<b>Module – 3</b>			
Analytical Modeling of Parallel Programs: Sources of Overhead in Parallel Programs, Performance Metrics for Parallel Systems, The Effect of Granularity on Performance, Scalability of Parallel Systems. Minimum Execution Time and Minimum Cost-Optimal Execution Time, Asymptotic Analysis of Parallel Programs Section 5.7. Other Scalability Metrics, Programming Using the Message-Passing Paradigm: Principles of Message-Passing Programming, The Building Blocks: Send and Receive Operations, MPI: the Message Passing Interface, Topologies and Embedding, Overlapping Communication with Computation, Collective Communication and Computation Operations, Groups and Communicators <b>T1: Ch 5, 6</b> <b>RBT: L1, L2, L3</b>			08
<b>Module – 4</b>			
Programming Shared Address Space Platforms: Thread Basics, Why Threads?, The POSIX Thread API, Thread Basics: Creation and Termination, Synchronization Primitives in Pthreads, Controlling Thread and Synchronization Attributes, Thread Cancellation,			08

<p>Composite Synchronization Constructs, Tips for Designing Asynchronous Programs, OpenMP: a Standard for Directive Based Parallel Programming  Dense Matrix Algorithms: Matrix-Vector Multiplication, Matrix-Matrix Multiplication, Solving a System of Linear Equations  Sorting: Issues in Sorting on Parallel Computers, Sorting Networks, Bubble Sort and its Variants, Quicksort, Bucket and Sample Sort.</p> <p><b>T1: Ch 7, 8 9</b>  <b>RBT: L1, L2</b></p>	
<b>Module – 5</b>	
<p>Graph Algorithms: Definitions and Representation, Minimum Spanning Tree: Prim's Algorithm, Single-Source Shortest Paths: Dijkstra's Algorithm, All-Pairs Shortest Paths, Transitive Closure, Connected Components, Algorithms for Sparse Graphs,  Search Algorithms for Discrete Optimization Problems: Definitions and Examples, Sequential Search Algorithms, Search Overhead Factor, Parallel Depth-First Search, Parallel Best-First Search, Speedup, Anomalies in Parallel Search Algorithms</p> <p><b>T1: Ch10, 11</b>  <b>RBT: L1, L2</b></p>	08
<b>Course outcomes:</b> The students should be able to:	
<ul style="list-style-type: none"> <li>• Illustrate the key factors affecting performance of CSE applications</li> <li>• Illustrate mapping of applications to high-performance computing systems</li> <li>• Apply hardware/software co-design for achieving performance on real-world applications</li> </ul>	
<b>Question paper pattern:</b>	
<ul style="list-style-type: none"> <li>• The question paper will have ten questions.</li> <li>• There will be 2 questions from each module.</li> <li>• Each question will have questions covering all the topics under a module.</li> <li>• The students will have to answer 5 full questions, selecting one full question from each module.</li> </ul>	
<b>Text Books:</b>	
<ol style="list-style-type: none"> <li>1. Introduction to Parallel Computing, AnanthGrama, Anshul Gupta, George Karypis, and Vipin Kumar, 2nd edition, Addison-Welsey, 2003.</li> </ol>	
<b>Reference Books:</b>	
<ol style="list-style-type: none"> <li>1. Grama, A. Gupta, G. Karypis, V. Kumar, An Introduction to Parallel Computing, Design and Analysis of Algorithms: 2/e, Addison-Wesley, 2003.</li> <li>2. G.E. Karniadakis, R.M. Kirby II, Parallel Scientific Computing in C++ and MPI: A Seamless Approach to Parallel Algorithms and their Implementation, Cambridge University Press,2003.</li> <li>3. Wilkinson and M. Allen, Parallel Programming: Techniques and Applications Using Networked Workstations and Parallel Computers, 2/E, Prentice Hall, 2005.</li> <li>4. M.J. Quinn, Parallel Programming in C with MPI and OpenMP, McGraw-Hill, 2004.</li> <li>5. G.S. Almasi and A. Gottlieb, Highly Parallel Computing, 2/E, Addison-Wesley, 1994.</li> <li>6. David Culler Jaswinder Pal Singh, "Parallel Computer Architecture: A hardware/Software Approach", Morgan Kaufmann, 1999.</li> <li>7. Kai Hwang, "Scalable Parallel Computing", McGraw Hill 1998.</li> </ol>	

<b>ADVANCED COMPUTER ARCHITECTURES</b> (Effective from the academic year 2018 -2019) <b>SEMESTER – VIII</b>			
<b>Course Code</b>	<b>18CS733</b>	<b>CIE Marks</b>	40
<b>Number of Contact Hours/Week</b>	3:0:0	<b>SEE Marks</b>	60
<b>Total Number of Contact Hours</b>	40	<b>Exam Hours</b>	03
<b>CREDITS –3</b>			
<b>Course Learning Objectives:</b> This course (18CS733) will enable students to:			
<ul style="list-style-type: none"> <li>• Describe computer architecture.</li> <li>• Measure the performance of architectures in terms of right parameters.</li> <li>• Summarize parallel architecture and the software used for them</li> </ul>			
<b>Module 1</b>			<b>Contact Hours</b>
Theory of Parallelism: Parallel Computer Models, The State of Computing, Multiprocessors and Multicomputer, Multivector and SIMD Computers, PRAM and VLSI Models, Program and Network Properties, Conditions of Parallelism, Program Partitioning and Scheduling, Program Flow Mechanisms, System Interconnect Architectures, Principles of Scalable Performance, Performance Metrics and Measures, Parallel Processing Applications, Speedup Performance Laws. For all Algorithm or mechanism any one example is sufficient. <b>Chapter 1 (1.1to 1.4), Chapter 2( 2.1 to 2.4) Chapter 3 (3.1 to 3.3)</b> <b>RBT: L1, L2</b>			08
<b>Module 2</b>			
Hardware Technologies 1: Processors and Memory Hierarchy, Advanced Processor Technology, Superscalar and Vector Processors, Memory Hierarchy Technology, Virtual Memory Technology. For all Algorithms or mechanisms any one example is sufficient. <b>Chapter 4 ( 4.1 to 4.4)</b> <b>RBT: L1, L2, L3</b>			08
<b>Module 3</b>			
Hardware Technologies 2: Bus Systems, Cache Memory Organizations, Shared Memory Organizations, Sequential and Weak Consistency Models, Pipelining and Superscalar Techniques, Linear Pipeline Processors, Nonlinear Pipeline Processors. For all Algorithms or mechanisms any one example is sufficient. <b>Chapter 5 (5.1 to 5.4) Chapter 6 (6.1 to 6.2)</b> <b>RBT: L1, L2, L3</b>			08
<b>Module 4</b>			
Parallel and Scalable Architectures: Multiprocessors and Multicomputers, Multiprocessor System Interconnects, Cache Coherence and Synchronization Mechanisms, Message-Passing Mechanisms, Multivector and SIMD Computers, Vector Processing Principles, Multivector Multiprocessors, Compound Vector Processing, Scalable, Multithreaded, and Dataflow Architectures, Latency-Hiding Techniques, Principles of Multithreading, Fine-Grain Multicomputers. For all Algorithms or mechanisms any one example is sufficient. <b>Chapter 7 (7.1,7.2 and 7.4) Chapter 8( 8.1 to 8.3) Chapter 9(9.1 to 9.3)</b> <b>RBT: L1, L2, L3</b>			08
<b>Module 5</b>			
Software for parallel programming: Parallel Models, Languages, and Compilers ,Parallel Programming Models, Parallel Languages and Compilers, Dependence Analysis of Data Arrays. Instruction and System Level Parallelism, Instruction Level Parallelism, Computer Architecture, Contents, Basic Design Issues, Problem Definition, Model of a Typical			08

Processor, Compiler-detected Instruction Level Parallelism ,Operand Forwarding ,Reorder Buffer, Register Renaming ,Tomasulo's Algorithm. For all Algorithms or mechanisms any one example is sufficient. <b>Chapter 10(10.1 to 10.3) Chapter 12( 12.1 to 12.9)</b> <b>RBT: L1, L2, L3</b>	
<b>Course Outcomes:</b> The student will be able to :	
<ul style="list-style-type: none"> <li>• Explain the concepts of parallel computing and hardware technologies</li> <li>• Compare and contrast the parallel architectures</li> <li>• Illustrate parallel programming concepts</li> </ul>	
<b>Question Paper Pattern:</b>	
<ul style="list-style-type: none"> <li>• The question paper will have ten questions.</li> <li>• Each full Question consisting of 20 marks</li> <li>• There will be 2 full questions (with a maximum of four sub questions) from each module.</li> <li>• Each full question will have sub questions covering all the topics under a module.</li> <li>• The students will have to answer 5 full questions, selecting one full question from each module.</li> </ul>	
<b>Textbooks:</b>	
1. Kai Hwang and Naresh Jotwani, Advanced Computer Architecture (SIE): Parallelism, Scalability, Programmability, McGraw Hill Education 3/e. 2015	
<b>Reference Books:</b>	
1. John L. Hennessy and David A. Patterson, Computer Architecture: A quantitative approach, 5th edition, Morgan Kaufmann Elseveir, 2013	

<b>USER INTERFACE DESIGN</b> (Effective from the academic year 2018 -2019) <b>SEMESTER – VII</b>			
<b>Course Code</b>	<b>18CS734</b>	<b>CIE Marks</b>	40
<b>Number of Contact Hours/Week</b>	3:0:0	<b>SEE Marks</b>	60
<b>Total Number of Contact Hours</b>	40	<b>Exam Hours</b>	03
<b>CREDITS –3</b>			
<b>Course Learning Objectives:</b> This course (18CS734) will enable students to:			
<ul style="list-style-type: none"> <li>• To study the concept of menus, windows, interfaces</li> <li>• To study about business functions</li> <li>• To study the characteristics and components of windows and the various controls for the windows.</li> <li>• To study about various problems in windows design with color, text, graphics and</li> <li>• To study the testing methods</li> </ul>			
<b>Module 1</b>			<b>Contact Hours</b>
The User Interface-Introduction, Overview, The importance of user interface – Defining the user interface, The importance of Good design, Characteristics of graphical and web user interfaces, Principles of user interface design <b>Textbook 1: Ch. 1,2</b> <b>RBT: L1, L2</b>			08
<b>Module 2</b>			
The User Interface Design process- Obstacles, Usability, Human characteristics in Design, Human Interaction speeds, Business functions-Business definition and requirement analysis, Basic business functions, Design standards. <b>Textbook 1: Part-2</b> <b>RBT: L1, L2</b>			08
<b>Module 3</b>			
System menus and navigation schemes- Structures of menus, Functions of menus, Contents of menus, Formatting of menus, Phrasing the menu, Selecting menu choices, Navigating menus, Kinds of graphical menus. <b>Textbook 1: Part-2</b> <b>RBT: L1, L2</b>			08
<b>Module 4</b>			
Windows - Characteristics, Components of window, Window presentation styles, Types of window, Window management, Organizing window functions, Window operations, Web systems, Characteristics of device based controls. <b>Textbook 1: Part-2</b> <b>RBT: L1, L2</b>			08
<b>Module 5</b>			
Screen based controls- Operable control, Text control, Selection control, Custom control, Presentation control, Windows Tests-prototypes, kinds of tests. <b>Textbook 1: Part-2</b> <b>RBT: L1, L2</b>			08
<b>Course Outcomes:</b> The student will be able to :			
<ul style="list-style-type: none"> <li>• Design the User Interface, design, menu creation, windows creation and connection between menus and windows</li> </ul>			
<b>Question Paper Pattern:</b>			
<ul style="list-style-type: none"> <li>• The question paper will have ten questions.</li> <li>• Each full Question consisting of 20 marks</li> </ul>			

- There will be 2 full questions (with a maximum of four sub questions) from each module.
- Each full question will have sub questions covering all the topics under a module.
- The students will have to answer 5 full questions, selecting one full question from each module.

**Textbooks:**

1. Wilbert O. Galitz, "The Essential Guide to User Interface Design", John Wiley & Sons, Second Edition 2002.

**Reference Books:**

1. Ben Sheiderman, "Design the User Interface", Pearson Education, 1998.
2. Alan Cooper, "The Essential of User Interface Design", Wiley- Dream Tech Ltd.,2002

<b>DIGITAL IMAGE PROCESSING</b> (Effective from the academic year 2018 -2019) <b>SEMESTER – VII</b>			
<b>Course Code</b>	<b>18CS741</b>	<b>CIE Marks</b>	40
<b>Number of Contact Hours/Week</b>	3:0:0	<b>SEE Marks</b>	60
<b>Total Number of Contact Hours</b>	40	<b>Exam Hours</b>	03
<b>CREDITS –3</b>			
<b>Course Learning Objectives:</b> This course (18CS741) will enable students to:			
<ul style="list-style-type: none"> <li>• Define the fundamental concepts in image processing</li> <li>• Evaluate techniques followed in image enhancements</li> <li>• Illustrate image segmentation and compression algorithms</li> </ul>			
<b>Module 1</b>			<b>Contact Hours</b>
<b>Introduction</b> Fundamental Steps in Digital Image Processing, Components of an Image Processing System, Sampling and Quantization, Representing Digital Images (Data structure), Some Basic Relationships Between Pixels- Neighbors and Connectivity of pixels in image, Examples of fields that uses digital image processing <b>Textbook 1: Ch.1.3 to 1.5, Ch. 2.4,2.5</b> <b>RBT: L1, L2</b>			08
<b>Module 2</b>			
<b>Image Enhancement In The Spatial Domain:</b> Some Basic Gray Level Transformations, Histogram Processing, Enhancement Using Arithmetic/Logic Operations, Basics of Spatial Filtering, Smoothing Spatial Filters, Sharpening Spatial Filters, Combining Spatial Enhancement Methods. <b>Textbook 1: Ch.3</b> <b>RBT: L1, L2, L3</b>			08
<b>Module 3</b>			
<b>Image Enhancement In Frequency Domain:</b> Introduction, Fourier Transform, Discrete Fourier Transform (DFT), properties of DFT , Discrete Cosine Transform (DCT), Image filtering in frequency domain. <b>Textbook 1: Ch.4.1,4.2</b> <b>RBT: L1, L2, L3</b>			08
<b>Module 4</b>			
<b>Image Segmentation:</b> Introduction, Detection of isolated points, line detection, Edge detection, Edge linking, Region based segmentation- Region growing, split and merge technique, local processing, regional processing, Hough transform, Segmentation using Threshold. <b>Textbook 1: Ch.10.1 to 10.3</b> <b>RBT: L1, L2, L3</b>			08
<b>Module 5</b>			
<b>Image Compression:</b> Introduction, coding Redundancy , Inter-pixel redundancy, image compression model, Lossy and Lossless compression, Huffman Coding, Arithmetic Coding, LZW coding, Transform Coding, Sub-image size selection, blocking, DCT implementation using FFT, Run length coding. <b>Textbook 1: Ch. 8.1 to 8.5</b> <b>RBT: L1, L2, L3</b>			08
<b>Course Outcomes:</b> The student will be able to :			
<ul style="list-style-type: none"> <li>• Explain fundamentals of image processing</li> <li>• Compare transformation algorithms</li> </ul>			

- Contrast enhancement, segmentation and compression techniques

**Question Paper Pattern:**

- The question paper will have ten questions.
- Each full Question consisting of 20 marks
- There will be 2 full questions (with a maximum of four sub questions) from each module.
- Each full question will have sub questions covering all the topics under a module.
- The students will have to answer 5 full questions, selecting one full question from each module.

**Textbooks:**

1. Rafael C G., Woods R E. and Eddins S L, Digital Image Processing, Prentice Hall, 2<sup>nd</sup> edition, 2008.

**Reference Books:**

1. Milan Sonka, "Image Processing, analysis and Machine Vision", Thomson Press India Ltd, Fourth Edition.
2. Fundamentals of Digital Image Processing- Anil K. Jain, 2nd Edition, Prentice Hall of India.
3. S. Sridhar , Digital Image Processing, Oxford University Press, 2<sup>nd</sup> Ed, 2016.
4. Digital Image Processing (with Matlab and Labview), Vipul singh, elsiver.Filip learning



<b>NETWORK MANAGEMENT</b> (Effective from the academic year 2018 -2019) <b>SEMESTER – VII</b>			
<b>Course Code</b>	<b>18CS742</b>	<b>CIE Marks</b>	40
<b>Number of Contact Hours/Week</b>	3:0:0	<b>SEE Marks</b>	60
<b>Total Number of Contact Hours</b>	40	<b>Exam Hours</b>	03
<b>CREDITS –3</b>			
<b>Course Learning Objectives:</b> This course (18CS742) will enable students to:			
<ul style="list-style-type: none"> <li>• Illustrate the need for interoperable network management.</li> <li>• Explain the concepts and architecture behind standards based network management.</li> <li>• Differentiate the concepts and terminology associated with SNMP and TMN</li> <li>• Describe network management as a typical distributed application</li> </ul>			
<b>Module 1</b>			<b>Contact Hours</b>
<b>Introduction:</b> Analogy of Telephone Network Management, Data and Telecommunication Network Distributed computing Environments, TCP/IP-Based Networks: The Internet and Intranets, Communications Protocols and Standards- Communication Architectures, Protocol Layers and Services; Case Histories of Networking and Management – The Importance of topology , Filtering Does Not Reduce Load on Node, Some Common Network Problems; Challenges of Information Technology Managers, Network Management: Goals, Organization, and Functions- Goal of Network Management, Network Provisioning, Network Operations and the NOC, Network Installation and Maintenance; Network and System Management, Network Management System platform, Current Status and Future of Network Management. <b>Textbook 1: Ch.1</b> <b>RBT: L1, L2</b>			08
<b>Module 2</b>			
Basic Foundations: Standards, Models, and Language: Network Management Standards, Network Management Model, Organization Model, Information Model – Management Information Trees, Managed Object Perspectives, Communication Model; ASN.1- Terminology, Symbols, and Conventions, Objects and Data Types, Object Names, An Example of ASN.1 from ISO 8824; Encoding Structure; Macros, Functional Model. <b>Textbook 1: Ch.3</b> <b>RBT: L1, L2</b>			08
<b>Module 3</b>			
SNMPv1 Network Management: Managed Network: The History of SNMP Management, Internet Organizations and standards, Internet Documents, The SNMP Model, The Organization Model, System Overview. The Information Model – Introduction, The Structure of Management Information, Managed Objects, Management Information Base. The SNMP Communication Model – The SNMP Architecture, Administrative Model, SNMP Specifications, SNMP Operations, SNMP MIB Group, Functional Model SNMP Management – RMON: Remote Monitoring, RMON SMI and MIB, RMON1- RMON1 Textual Conventions, RMON1 Groups and Functions, Relationship Between Control and Data Tables, RMON1 Common and Ethernet Groups, RMON Token Ring Extension Groups, RMON2 – The RMON2 Management Information Base, RMON2 Conformance Specifications. <b>Textbook 1: Ch. 4,5, Ch.8</b> <b>RBT: L1, L2</b>			08
<b>Module 4</b>			

<p>Broadband Access Networks, Broadband Access Technology; HFCT Technology: The Broadband LAN, The Cable Modem, The Cable Modem Termination System, The HFC Plant, The RF Spectrum for Cable Modem; Data Over Cable, Reference Architecture; HFC Management – Cable Modem and CMTS Management, HFC Link Management, RF Spectrum Management, DSL Technology; Asymmetric Digital Subscriber Line Technology – Role of the ADSL Access Network in an Overall Network, ADSL Architecture, ADSL Channeling Schemes, ADSL Encoding Schemes; ADSL Management – ADSL Network Management Elements, ADSL Configuration Management, ADSL Fault Management, ADSL Performance Management, SNMP-Based ADSL Line MIB, MIB Integration with Interfaces Groups in MIB-2, ADSL Configuration Profiles</p> <p><b>Textbook 1: Ch. 13</b>  <b>RBT: L1, L2</b></p>	08
<p><b>Module 5</b></p>	
<p>Network Management Applications: Configuration Management- Network Provisioning, Inventory Management, Network Topology, Fault Management- Fault Detection, Fault Location and Isolation 24 Techniques, Performance Management – Performance Metrics, Data Monitoring, Problem Isolation, Performance Statistics; Event Correlation Techniques – Rule-Based Reasoning, Model-Based Reasoning, CaseBased Reasoning, Codebook correlation Model, State Transition Graph Model, Finite State Machine Model, Security Management – Policies and Procedures, Security Breaches and the Resources Needed to Prevent Them, Firewalls, Cryptography, Authentication and Authorization, Client/Server Authentication Systems, Messages Transfer Security, Protection of Networks from Virus Attacks, Accounting Management, Report Management, Policy- Based Management, Service Level Management.</p> <p><b>Textbook 1: Ch.11</b>  <b>RBT: L1, L2</b></p>	08
<p><b>Course Outcomes:</b> The student will be able to :</p>	
<ul style="list-style-type: none"> <li>• Analyze the issues and challenges pertaining to management of emerging network technologies such as wired/wireless networks and high-speed internets.</li> <li>• Apply network management standards to manage practical networks</li> <li>• Formulate possible approaches for managing OSI network model.</li> <li>• Use on SNMP for managing the network</li> <li>• Use RMON for monitoring the behavior of the network</li> <li>• Identify the various components of network and formulate the scheme for the managing them</li> </ul>	
<p><b>Question Paper Pattern:</b></p>	
<ul style="list-style-type: none"> <li>• The question paper will have ten questions.</li> <li>• Each full Question consisting of 20 marks</li> <li>• There will be 2 full questions (with a maximum of four sub questions) from each module.</li> <li>• Each full question will have sub questions covering all the topics under a module.</li> <li>• The students will have to answer 5 full questions, selecting one full question from each module.</li> </ul>	
<p><b>Textbooks:</b></p>	
<p>1. Mani Subramanian: Network Management- Principles and Practice, 2nd Pearson Education, 2010.</p>	
<p><b>Reference Books:</b></p>	
<p>1. J. Richard Burke: Network management Concepts and Practices: a Hands-On Approach, PHI, 2008.</p>	

<b>NATURAL LANGUAGE PROCESSING</b> (Effective from the academic year 2018 -2019) <b>SEMESTER – VII</b>			
<b>Course Code</b>	<b>18CS743</b>	<b>CIE Marks</b>	40
<b>Number of Contact Hours/Week</b>	3:0:0	<b>SEE Marks</b>	60
<b>Total Number of Contact Hours</b>	40	<b>Exam Hours</b>	03
<b>CREDITS –3</b>			
<b>Course Learning Objectives:</b> This course (18CS743) will enable students to:			
<b>Module – 1</b>			<b>Contact Hours</b>
<p><b>Overview and language modeling:</b> Overview: Origins and challenges of NLP-Language and Grammar-Processing Indian Languages- NLP Applications-Information Retrieval. Language Modeling: Various Grammar- based Language Models-Statistical Language Model.</p> <p><b>Textbook 1: Ch. 1,2</b> <b>RBT: L1, L2, L3</b></p>			08
<b>Module – 2</b>			
<p><b>Word level and syntactic analysis:</b> Word Level Analysis: Regular Expressions-Finite-State Automata-Morphological Parsing-Spelling Error Detection and correction-Words and Word classes-Part-of Speech Tagging. Syntactic Analysis: Context-free Grammar-Constituency- Parsing-Probabilistic Parsing.</p> <p><b>Textbook 1: Ch. 3,4</b> <b>RBT: L1, L2, L3</b></p>			08
<b>Module – 3</b>			
<p><b>Extracting Relations from Text: From Word Sequences to Dependency Paths:</b> Introduction, Subsequence Kernels for Relation Extraction, A Dependency-Path Kernel for Relation Extraction and Experimental Evaluation.</p> <p><b>Mining Diagnostic Text Reports by Learning to Annotate Knowledge Roles:</b> Introduction, Domain Knowledge and Knowledge Roles, Frame Semantics and Semantic Role Labeling, Learning to Annotate Cases with Knowledge Roles and Evaluations.</p> <p><b>A Case Study in Natural Language Based Web Search:</b> InFact System Overview, The GlobalSecurity.org Experience.</p> <p><b>Textbook 2: Ch. 3,4,5</b> <b>RBT: L1, L2, L3</b></p>			08
<b>Module – 4</b>			
<p><b>Evaluating Self-Explanations in iSTART: Word Matching, Latent Semantic Analysis, and Topic Models:</b> Introduction, iSTART: Feedback Systems, iSTART: Evaluation of Feedback Systems,</p> <p><b>Textual Signatures: Identifying Text-Types Using Latent Semantic Analysis to Measure the Cohesion of Text Structures:</b> Introduction, Cohesion, Coh-Matrix, Approaches to Analyzing Texts, Latent Semantic Analysis, Predictions, Results of Experiments.</p> <p><b>Automatic Document Separation: A Combination of Probabilistic Classification and Finite-State Sequence Modeling:</b> Introduction, Related Work, Data Preparation, Document Separation as a Sequence Mapping Problem, Results.</p> <p><b>Evolving Explanatory Novel Patterns for Semantically-Based Text Mining:</b> Related Work, A Semantically Guided Model for Effective Text Mining.</p> <p><b>Textbook 2: Ch. 6,7,8,9</b> <b>RBT: L1, L2, L3</b></p>			08

<b>Module – 5</b>	
<b>INFORMATION RETRIEVAL AND LEXICAL RESOURCES:</b> Information Retrieval: Design features of Information Retrieval Systems-Classical, Non classical, Alternative Models of Information Retrieval – valuation Lexical Resources: World Net-Frame Net-Stemmers-POS Tagger- Research Corpora. <b>Textbook 1: Ch. 9,12</b> <b>RBT: L1, L2, L3</b>	08
<b>Course outcomes:</b> The students should be able to:	
<ul style="list-style-type: none"> <li>• Analyze the natural language text.</li> <li>• Define the importance of natural language.</li> <li>• Understand the concepts Text mining.</li> <li>• Illustrate information retrieval techniques.</li> </ul>	
<b>Question paper pattern:</b>	
<ul style="list-style-type: none"> <li>• The question paper will have ten questions.</li> <li>• There will be 2 questions from each module.</li> <li>• Each question will have questions covering all the topics under a module.</li> <li>• The students will have to answer 5 full questions, selecting one full question from each module.</li> </ul>	
<b>Text Books:</b>	
<ol style="list-style-type: none"> <li>1. Tanveer Siddiqui, U.S. Tiwary, “Natural Language Processing and Information Retrieval”, Oxford University Press, 2008.</li> <li>2. Anne Kao and Stephen R. Poteet (Eds), “Natural LanguageProcessing and Text Mining”, Springer-Verlag London Limited 2007.</li> </ol>	
<b>Reference Books:</b>	
<ol style="list-style-type: none"> <li>1. Daniel Jurafsky and James H Martin, “Speech and Language Processing: Anintroduction to Natural Language Processing, Computational Linguistics and SpeechRecognition”, 2nd Edition, Prentice Hall, 2008.</li> <li>2. James Allen, “Natural Language Understanding”, 2nd edition, Benjamin/Cummingspublishing company, 1995.</li> <li>3. Gerald J. Kowalski and Mark.T. Maybury, “Information Storage and Retrieval systems”, Kluwer academic Publishers, 2000.</li> </ol>	

<b>CRYPTOGRAPHY</b> (Effective from the academic year 2018 -2019) <b>SEMESTER – VII</b>			
<b>Course Code</b>	<b>18CS744</b>	<b>CIE Marks</b>	40
<b>Number of Contact Hours/Week</b>	3:0:0	<b>SEE Marks</b>	60
<b>Total Number of Contact Hours</b>	40	<b>Exam Hours</b>	03
<b>CREDITS –3</b>			
<b>Course Learning Objectives:</b> This course (18CS744) will enable students to:			
<ul style="list-style-type: none"> <li>• Define cryptography and its principles</li> <li>• Explain Cryptography algorithms</li> <li>• Illustrate Public and Private key cryptography</li> <li>• Explain Key management, distribution and certification</li> <li>• Explain authentication protocols</li> <li>• Tell about IPSec</li> </ul>			
<b>Module – 1</b>			<b>Contact Hours</b>
<b>Classical Encryption Techniques</b> Symmetric Cipher Model, Cryptography, Cryptanalysis and Brute-Force Attack, Substitution Techniques, Caesar Cipher, Monoalphabetic Cipher, Playfair Cipher, Hill Cipher, Polyalphabetic Cipher, One Time Pad. <b>Block Ciphers and the data encryption standard:</b> Traditional block Cipher structure, stream Ciphers and block Ciphers, Motivation for the feistel Cipher structure, the feistel Cipher, The data encryption standard, DES encryption, DES decryption, A DES example, results, the avalanche effect, the strength of DES, the use of 56-Bit Keys, the nature of the DES algorithm, timing attacks, Block cipher design principles, number of rounds, design of function F, key schedule algorithm <b>Textbook 1: Ch. 2.1,2.2, Ch. 3</b> <b>RBT: L1, L2</b>			08
<b>Module – 2</b>			
<b>Public-Key Cryptography and RSA:</b> Principles of public-key cryptosystems. Public-key cryptosystems. Applications for public-key cryptosystems, requirements for public-key cryptosystems. public-key cryptanalysis. The RSA algorithm, description of the algorithm, computational aspects, the security of RSA.  <b>Other Public-Key Cryptosystems:</b> Diffie-hellman key exchange, The algorithm, key exchange protocols, man in the middle attack, Elgamal Cryptographic systems <b>Textbook 1: Ch. 9, Ch. 10.1,10.2</b> <b>RBT: L1, L2</b>			08
<b>Module – 3</b>			
Elliptic curve arithmetic, abelian groups, elliptic curves over real numbers, elliptic curves over $Z_p$ , elliptic curves over $GF(2^m)$ , Elliptic curve cryptography, Analog of Diffie-hellman key exchange, Elliptic curve encryption/ decryption, security of Elliptic curve cryptography, Pseudorandom number generation based on an asymmetric cipher, PRNG based on RSA.  <b>Key Management and Distribution:</b> Symmetric key distribution using Symmetric encryption, A key distribution scenario, Hierarchical key control, session key lifetime, a transparent key control scheme, Decentralized key control, controlling key usage, Symmetric key distribution using asymmetric encryption, simple secret key distribution, secret key distribution with confidentiality and authentication, A hybrid scheme, distribution of public keys, public announcement of public keys, publicly available directory, public key			08

authority, public keys certificates. <b>Textbook 1: Ch. 10.3-10.5, Ch.14.1 to 14.3</b> <b>RBT: L1, L2</b>	
<b>Module – 4</b>	
X-509 certificates. Certificates, X-509 version 3, public key infrastructure . <b>User Authentication:</b> Remote user Authentication principles, Mutual Authentication, one way Authentication, remote user Authentication using Symmetric encryption, Mutual Authentication, one way Authentication, Kerberos, Motivation , Kerberos version 4, Kerberos version 5, Remote user Authentication using Asymmetric encryption, Mutual Authentication, one way Authentication. <b>Electronic Mail Security:</b> Pretty good privacy, notation, operational; description, S/MIME, RFC5322, Multipurpose internet mail extensions, S/MIME functionality, S/MIME messages, S/MIME certificate processing, enhanced security services, Domain keys identified mail, internet mail architecture, E-Mail threats, DKIM strategy, DKIM functional flow. <b>Textbook 1: Ch. 14.4, Ch. 15.1 to 15.4, Ch.19</b> <b>RBT: L1, L2</b>	08
<b>Module – 5</b>	
<b>IP Security:</b> IP Security overview, applications of IPsec, benefits of IPsec, Routing applications, IPsec documents, IPsec services, transport and tunnel modes, IP Security policy, Security associations, Security associations database, Security policy database, IP traffic processing, Encapsulating Security payload, ESP format, encryption and authentication algorithms, Padding, Anti replay service  <b>Transport and tunnel modes,</b> combining security associations, authentication plus confidentiality, basic combinations of security associations, internet key exchange, key determinations protocol, header and payload formats, cryptographic suits. <b>Textbook 1: Ch. 20.1 to 20.3</b> <b>RBT: L1, L2</b>	08
<b>Course outcomes:</b> The students should be able to:	
<ul style="list-style-type: none"> <li>• Define cryptography and its principles</li> <li>• Explain Cryptography algorithms</li> <li>• Illustrate Public and Private key cryptography</li> <li>• Explain Key management, distribution and certification</li> <li>• Explain authentication protocols</li> <li>• Tell about IPSec</li> </ul>	
<b>Question paper pattern:</b>	
<ul style="list-style-type: none"> <li>• The question paper will have ten questions.</li> <li>• There will be 2 questions from each module.</li> <li>• Each question will have questions covering all the topics under a module.</li> <li>• The students will have to answer 5 full questions, selecting one full question from each module.</li> </ul>	
<b>Text Books:</b>	
1. William Stallings: Cryptography and Network Security, Pearson 6 <sup>th</sup> edition.	
<b>Reference Books:</b>	
1. V K Pachghare: Cryptography and Information Security, PHI 2 <sup>nd</sup> Edition.	

<b>ROBOTIC PROCESS AUTOMATION DESIGN &amp; DEVELOPMENT</b> (Effective from the academic year 2018 -2019) <b>SEMESTER – VII</b>			
<b>Course Code</b>	<b>18CS745</b>	<b>CIE Marks</b>	40
<b>Number of Contact Hours/Week</b>	3:0:0	<b>SEE Marks</b>	60
<b>Total Number of Contact Hours</b>	40	<b>Exam Hours</b>	03
<b>CREDITS –3</b>			
<b>Course Learning Objectives:</b> This course (18CS745) will enable students to:			
<ul style="list-style-type: none"> <li>• To understand Basic Programming concepts and the underlying logic/structure</li> <li>• To Describe RPA , where it can be applied and how its implemented</li> <li>• To Describe the different types of variables, Control Flow and data manipulation techniques</li> <li>• To Understand Image, Text and Data Tables Automation</li> <li>• To Describe automation to Email and various types of Exceptions and strategies to handle</li> </ul>			
<b>Module – 1</b>			<b>Contact Hours</b>
Programming Concepts Basics - Understanding the application - Basic Web Concepts - Protocols - Email Clients -. Data Structures - Data Tables - Algorithms - Software Processes - Software Design - Scripting - .Net Framework - .Net Fundamentals - XML - Control structures and functions - XML - HTML - CSS - Variables & Arguments. <b>RBT: L1, L2, L3</b>			08
<b>Module – 2</b>			
RPA Basics - History of Automation - What is RPA - RPA vs Automation - Processes & Flowcharts - Programming Constructs in RPA - What Processes can be Automated - Types of Bots - Workloads which can be automated - RPA Advanced Concepts - Standardization of processes - RPA Development methodologies - Difference from SDLC - Robotic control flow architecture - RPA business case - RPA Team - Process Design Document/Solution Design Document - Industries best suited for RPA - Risks & Challenges with RPA - RPA and emerging ecosystem. <b>RBT: L1, L2, L3</b>			08
<b>Module – 3</b>			
Introduction to RPA Tool - The User Interface - Variables - Managing Variables - Naming Best Practices - The Variables Panel - Generic Value Variables - Text Variables - True or False Variables - Number Variables - Array Variables - Date and Time Variables - Data Table Variables - Managing Arguments - Naming Best Practices - The Arguments Panel - Using Arguments - About Imported Namespaces - Importing New Namespaces- Control Flow - Control Flow Introduction - If Else Statements - Loops - Advanced Control Flow - Sequences - Flowcharts - About Control Flow - Control Flow Activities - The Assign Activity - The Delay Activity - The Do While Activity - The If Activity - The Switch Activity - The While Activity - The For Each Activity - The Break Activity - Data Manipulation - Data Manipulation Introduction - Scalar variables, collections and Tables - Text Manipulation - Data Manipulation - Gathering and Assembling Data <b>RBT: L1, L2, L3</b>			08
<b>Module – 4</b>			
Recording and Advanced UI Interaction - Recording Introduction - Basic and Desktop Recording - Web Recording - Input/Output Methods - Screen Scraping - Data Scraping - Scraping advanced techniques - Selectors - Selectors - Defining and Assessing Selectors - Customization - Debugging - Dynamic Selectors - Partial Selectors - RPA Challenge - Image, Text & Advanced Citrix Automation - Introduction to Image & Text Automation -			08

Image based automation - Keyboard based automation - Information Retrieval - Advanced Citrix Automation challenges - Best Practices - Using tab for Images - Starting Apps - Excel Data Tables & PDF - Data Tables in RPA - Excel and Data Table basics - Data Manipulation in excel - Extracting Data from PDF - Extracting a single piece of data - Anchors - Using anchors in PDF. <b>RBT: L1, L2, L3</b>	
<b>Module – 5</b>	
Email Automation - Email Automation - Incoming Email automation - Sending Email automation - Debugging and Exception Handling - Debugging Tools - Strategies for solving issues - Catching errors. <b>RBT: L1, L2, L3</b>	08
<b>Course outcomes:</b> The students should be able to:	
<ul style="list-style-type: none"> <li>• To understand Basic Programming concepts and the underlying logic/structure</li> <li>• To Describe RPA , where it can be applied and how its implemented</li> <li>• To Describe the different types of variables, Control Flow and data manipulation techniques</li> <li>• To Understand Image, Text and Data Tables Automation</li> <li>• To Describe automation to Email and various types of Exceptions and strategies to handle</li> </ul>	
<b>Question paper pattern:</b>	
<ul style="list-style-type: none"> <li>• The question paper will have ten questions.</li> <li>• There will be 2 questions from each module.</li> <li>• Each question will have questions covering all the topics under a module.</li> <li>• The students will have to answer 5 full questions, selecting one full question from each module.</li> </ul>	
<b>Text Books:</b>	
1. Alok Mani Tripathi, Learning Robotic Process Automation, Publisher: Packt Publishing Release Date: March 2018 ISBN: 9781788470940	
<b>Reference Books:</b>	
<ol style="list-style-type: none"> <li>1. Frank Casale, Rebecca Dilla, Heidi Jaynes, Lauren Livingston, “Introduction to Robotic Process Automation: a Primer”, Institute of Robotic Process Automation.</li> <li>2. Richard Murdoch, Robotic Process Automation: Guide To Building Software Robots, Automate Repetitive Tasks &amp; Become An RPA Consultant</li> <li>3. Srikanth Merianda, Robotic Process Automation Tools, Process Automation and their benefits: Understanding RPA and Intelligent Automation</li> <li>4. <a href="https://www.uipath.com/rpa/robotic-process-automation">https://www.uipath.com/rpa/robotic-process-automation</a></li> </ol>	



<b>INTRODUCTION TO BIG DATA ANALYTICS</b> <b>(OPEN ELECTIVE)</b> <b>(Effective from the academic year 2018 -2019)</b> <b>SEMESTER – VII</b>			
<b>Course Code</b>	<b>18CS751</b>	<b>CIE Marks</b>	40
<b>Number of Contact Hours/Week</b>	3:0:0	<b>SEE Marks</b>	60
<b>Total Number of Contact Hours</b>	40	<b>Exam Hours</b>	03
<b>CREDITS –3</b>			
<b>Course Learning Objectives:</b> This course (18CS751) will enable students to:			
<ul style="list-style-type: none"> <li>• Interpret the data in the context of the business.</li> <li>• Identify an appropriate method to analyze the data</li> <li>• Show analytical model of a system</li> </ul>			
<b>Module – 1</b>			<b>Teaching Hours</b>
<b>Introduction to Data Analytics and Decision Making:</b> Introduction, Overview of the Book, The Methods, The Software, Modeling and Models, Graphical Models, Algebraic Models, Spreadsheet Models, Seven-Step Modeling Process. <b>Describing the Distribution of a Single Variable:</b> Introduction,Basic Concepts, Populations and Samples, Data Sets,Variables,and Observations, Types of Data, Descriptive Measures for Categorical Variables, Descriptive Measures for Numerical Variables, Numerical Summary Measures, Numerical Summary Measures with StatTools,Charts for Numerical Variables, Time Series Data, Outliers and Missing Values,Outliers,Missing Values, Excel Tables for Filtering,Sorting,and Summarizing. <b>Finding Relationships among Variables:</b> Introduction, Relationships among Categorical Variables, Relationships among Categorical Variables and a Numerical Variable, Stacked and Unstacked Formats, Relationships among Numerical Variables, Scatterplots, Correlation and Covariance, Pivot Tables. <b>Textbook 1: Ch. 1,2,3</b> <b>RBT: L1, L2, L3</b>			08
<b>Module – 2</b>			
<b>Probability and Probability Distributions:</b> Introduction,Probability Essentials, Rule of Complements, Addition Rule, Conditional Probability and the Multiplication Rule, Probabilistic Independence, Equally Likely Events, Courseive Versus Objective Probabilities, Probability Distribution of a Single Random Variable, Summary Measures of a Probability Distribution, Conditional Mean and Variance, Introduction to Simulation. <b>Normal,Binormal,Poisson,and Exponential Distributions:</b> Introduction,The Normal Distribution, Continuous Distributions and Density Functions, The Normal Density,Standardizing:Z-Values,Normal Tables and Z-Values, Normal Calculations in Excel, Empirical Rules Revisited, Weighted Sums of Normal Random Variables, Applications of the Normal Random Distribution, The Binomial Distribution, Mean and Standard Deviation of the Binomial Distribution, The Binomial Distribution in the Context of Sampling, The Normal Approximation to the Binomial, Applications of the Binomial Distribution, The Poisson and Exponential Distributions, The Poisson Distribution, The Exponential Distribution. <b>Textbook 1: Ch. 4,5</b> <b>RBT: L1, L2, L3</b>			08
<b>Module – 3</b>			
<b>Decision Making under Uncertainty:</b> Introduction,Elements of Decision Analysis, Payoff			08

<p>Tables, Possible Decision Criteria, Expected Monetary Value(EMY),Sensitivity Analysis, Decision Trees, Risk Profiles, The Precision Tree Add-In,Bayes' Rule, Multistage Decision Problems and the Value of Information, The Value of Information, Risk Aversion and Expected Utility, Utility Functions, Exponential Utility, Certainty Equivalents, Is Expected Utility Maximization Used?</p> <p><b>Sampling and Sampling Distributions:</b> Introduction, Sampling Terminology, Methods for Selecting Random Samples, Simple Random Sampling, Systematic Sampling, Stratified Sampling, Cluster Sampling, Multistage Sampling Schemes, Introduction to Estimation, Sources of Estimation Error, Key Terms in Sampling, Sampling Distribution of the Sample Mean, The Central Limit Theorem, Sample Size Selection, Summary of Key Ideas for Simple Random Sampling.</p> <p><b>Textbook 1: Ch. 6,7</b>  <b>RBT: L1, L2, L3</b></p>	
<p><b>Module – 4</b></p>	
<p><b>Confidence Interval Estimation:</b> Introduction, Sampling Distributions, The t Distribution, Other Sampling Distributions, Confidence Interval for a Mean, Confidence Interval for a Total, Confidence Interval for a Proportion, Confidence Interval for a Standard Deviation, Confidence Interval for the Difference between Means, Independent Samples, Paired Samples, Confidence Interval for the Difference between Proportions, Sample Size Selection, Sample Size Selection for Estimation of the Mean, Sample Size Selection for Estimation of Other Parameters.</p> <p><b>Hypothesis Testing:</b>Introduction,Concepts in Hypothesis Testing, Null and Alternative Hypothesis, One-Tailed Versus Two-Tailed Tests, Types of Errors, Significance Level and Rejection Region, Significance from p-values, Type II Errors and Power, Hypothesis Tests and Confidence Intervals, Practical versus Statistical Significance, Hypothesis Tests for a Population Mean, Hypothesis Tests for Other Parameters, Hypothesis Tests for a Population Proportion, Hypothesis Tests for Differences between Population Means, Hypothesis Test for Equal Population Variances, Hypothesis Tests for Difference between Population Proportions, Tests for Normality, Chi-Square Test for Independence.</p> <p><b>Textbook 1: Ch. 8,9</b>  <b>RBT: L1, L2, L3</b></p>	<p>08</p>
<p><b>Module – 5</b></p>	
<p><b>Regression Analysis:</b> Estimating Relationships: Introduction, Scatterplots : Graphing Relationships, Linear versus Nonlinear Relationships,Outliers,Unequal Variance, No Relationship,Correlations:Indications of Linear Relationships, Simple Linear Regression, Least Squares Estimation, Standard Error of Estimate, The Percentage of Variation Explained:R-Square,Multiple Regression, Interpretation of Regression Coefficients, Interpretation of Standard Error of Estimate and R-Square, Modeling Possibilities, Dummy Variables, Interaction Variables, Nonlinear Transformations, Validation of the Fit.</p> <p><b>Regression Analysis:</b> Statistical Inference:Introduction,The Statistical Model, Inferences About the Regression Coefficients, Sampling Distribution of the Regression Coefficients, Hypothesis Tests for the Regression Coefficients and p-Values, A Test for the Overall Fit: The ANOVA Table,Multicollinearity,Include/Exclude Decisions, Stepwise Regression,Outliers,Violations of Regression Assumptions,Nonconstant Error Variance,Nonnormality of Residuals,Autocorrelated Residuals ,Prediction.</p> <p><b>Textbook 1: Ch. 10,11</b>  <b>RBT: L1, L2, L3</b></p>	<p>08</p>
<p><b>Course outcomes:</b> The students should be able to:</p>	
<ul style="list-style-type: none"> <li>• Explain the importance of data and data analysis</li> <li>• Interpret the probabilistic models for data</li> </ul>	

- Define hypothesis, uncertainty principle
- Evaluate regression analysis

**Question Paper Pattern:**

- The question paper will have ten questions.
- Each full Question consisting of 20 marks
- There will be 2 full questions (with a maximum of four sub questions) from each module.
- Each full question will have sub questions covering all the topics under a module.
- The students will have to answer 5 full questions, selecting one full question from each module.

**Text Books:**

1. S C Albright and W L Winston, Business analytics: data analysis and decision making, 5/e Cengage Learning

**Reference Books:**

1. ArshdeepBahga, Vijay Madiseti, "Big Data Analytics: A Hands-On Approach", 1st Edition, VPT Publications, 2018. ISBN-13: 978-0996025577
2. Raj Kamal and Preeti Saxena, "Big Data Analytics Introduction to Hadoop, Spark, and Machine-Learning", McGraw Hill Education, 2018 ISBN: 9789353164966, 9353164966

**PYTHON APPLICATION PROGRAMMING**  
**(OPEN ELECTIVE)**  
**(Effective from the academic year 2018 -2019)**  
**SEMESTER – VI**

<b>Course Code</b>	<b>18CS752</b>	<b>IA Marks</b>	40
<b>Number of Lecture Hours/Week</b>	3:0:0	<b>Exam Marks</b>	60
<b>Total Number of Lecture Hours</b>	40	<b>Exam Hours</b>	03
<b>CREDITS – 03</b>			
<b>Course Learning Objectives:</b> This course (18CS752) will enable students to			
<ul style="list-style-type: none"> <li>• Learn Syntax and Semantics and create Functions in Python.</li> <li>• Handle Strings and Files in Python.</li> <li>• Understand Lists, Dictionaries and Regular expressions in Python.</li> <li>• Implement Object Oriented Programming concepts in Python</li> <li>• Build Web Services and introduction to Network and Database Programming in Python.</li> </ul>			
<b>Module – 1</b>			<b>Teaching Hours</b>
Why should you learn to write programs, Variables, expressions and statements, Conditional execution, Functions <b>Textbook 1: Chapters 1 – 4</b> <b>RBT: L1, L2, L3</b>			08
<b>Module – 2</b>			
Iteration, Strings, Files <b>Textbook 1: Chapters 5– 7</b> <b>RBT: L1, L2, L3</b>			08
<b>Module – 3</b>			
Lists, Dictionaries, Tuples, Regular Expressions <b>Textbook 1: Chapters 8 - 11</b> <b>RBT: L1, L2, L3</b>			08
<b>Module – 4</b>			
Classes and objects, Classes and functions, Classes and methods <b>Textbook 2: Chapters 15 – 17</b> <b>RBT: L1, L2, L3</b>			08
<b>Module – 5</b>			
Networked programs, Using Web Services, Using databases and SQL <b>Textbook 1: Chapters 12– 13, 15</b> <b>RBT: L1, L2, L3</b>			08
<b>Course Outcomes:</b> After studying this course, students will be able to			
<ul style="list-style-type: none"> <li>• Examine Python syntax and semantics and be fluent in the use of Python flow control and functions.</li> <li>• Demonstrate proficiency in handling Strings and File Systems.</li> <li>• Create, run and manipulate Python Programs using core data structures like Lists, Dictionaries and use Regular Expressions.</li> <li>• Interpret the concepts of Object-Oriented Programming as used in Python.</li> <li>• Implement exemplary applications related to Network Programming, Web Services and Databases in Python.</li> </ul>			
<b>Question paper pattern:</b>			
<ul style="list-style-type: none"> <li>• The question paper will have ten questions.</li> <li>• Each full Question consisting of 20 marks</li> </ul>			

- There will be 2 full questions (with a maximum of four sub questions) from each module.
- Each full question will have sub questions covering all the topics under a module.
- The students will have to answer 5 full questions, selecting one full question from each module.

**Text Books:**

1. Charles R. Severance, "**Python for Everybody: Exploring Data Using Python 3**", 1<sup>st</sup> Edition, CreateSpace Independent Publishing Platform, 2016. ([http://do1.dr-chuck.com/pythonlearn/EN\\_us/pythonlearn.pdf](http://do1.dr-chuck.com/pythonlearn/EN_us/pythonlearn.pdf) )
2. Allen B. Downey, "**Think Python: How to Think Like a Computer Scientist**", 2<sup>nd</sup> Edition, Green Tea Press, 2015. (<http://greenteapress.com/thinkpython2/thinkpython2.pdf>) (Download pdf files from the above links)

**Reference Books:**

1. Charles Dierbach, "**Introduction to Computer Science Using Python**", 1<sup>st</sup> Edition, Wiley India Pvt Ltd, 2015. ISBN-13: 978-8126556014
2. Gowrishankar S, Veena A, "**Introduction to Python Programming**", 1<sup>st</sup> Edition, CRC Press/Taylor & Francis, 2018. ISBN-13: 978-0815394372
3. Mark Lutz, "**Programming Python**", 4<sup>th</sup> Edition, O'Reilly Media, 2011. ISBN-13: 978-9350232873
4. Roberto Tamassia, Michael H Goldwasser, Michael T Goodrich, "**Data Structures and Algorithms in Python**", 1<sup>st</sup> Edition, Wiley India Pvt Ltd, 2016. ISBN-13: 978-8126562176
5. Reema Thareja, "**Python Programming Using Problem Solving Approach**", Oxford university press, 2017. ISBN-13: 978-0199480173

<b>INTRODUCTION TO ARTIFICIAL INTELLIGENCE</b> <b>(OPEN ELECTIVE)</b> <b>(Effective from the academic year 2018 -2019)</b> <b>SEMESTER – VII</b>			
<b>Course Code</b>	<b>18CS753</b>	<b>CIE Marks</b>	40
<b>Number of Contact Hours/Week</b>	3:0:0	<b>SEE Marks</b>	60
<b>Total Number of Contact Hours</b>	40	<b>Exam Hours</b>	03
<b>CREDITS –3</b>			
<b>Course Learning Objectives:</b> This course (18CS753) will enable students to:			
<ul style="list-style-type: none"> <li>• Identify the problems where AI is required and the different methods available</li> <li>• Compare and contrast different AI techniques available.</li> <li>• Define and explain learning algorithms</li> </ul>			
<b>Module – 1</b>			<b>Teaching Hours</b>
What is artificial intelligence?, Problems, Problem Spaces and search <b>TextBook1: Ch 1, 2</b> <b>RBT: L1, L2</b>			08
<b>Module – 2</b>			
Knowledge Representation Issues, Using Predicate Logic, Representing knowledge using Rules, <b>TextBoook1: Ch 4, 5 and 6.</b> <b>RBT: L1, L2</b>			08
<b>Module – 3</b>			
Symbolic Reasoning under Uncertainty, Statistical reasoning <b>TextBoook1: Ch 7, 8</b> <b>RBT: L1, L2</b>			08
<b>Module – 4</b>			
Game Playing, Natural Language Processing <b>TextBoook1: Ch 12 and 15</b> <b>RBT: L1, L2</b>			08
<b>Module – 5</b>			
Learning, Expert Systems. <b>TextBook1: Ch 17 and 20</b> <b>RBT: L1, L2</b>			08
<b>Course outcomes:</b> The students should be able to:			
<ul style="list-style-type: none"> <li>• Identify the AI based problems</li> <li>• Apply techniques to solve the AI problems</li> <li>• Define learning and explain various learning techniques</li> <li>• Discuss on expert systems</li> </ul>			
<b>Question paper pattern:</b>			
<ul style="list-style-type: none"> <li>• The question paper will have ten questions.</li> <li>• Each full Question consisting of 20 marks</li> <li>• There will be 2 full questions (with a maximum of four sub questions) from each module.</li> <li>• Each full question will have sub questions covering all the topics under a module.</li> <li>• The students will have to answer 5 full questions, selecting one full question from each module.</li> </ul>			
<b>Text Books:</b>			

1. E. Rich , K. Knight & S. B. Nair - Artificial Intelligence, 3/e, McGraw Hill.

**Reference Books:**

1. Artificial Intelligence: A Modern Approach, Stuart Russell, Peter Norving, Pearson Education 2nd Edition.
2. Dan W. Patterson, Introduction to Artificial Intelligence and Expert Systems – Prentice Hal of India.
3. G. Luger, “Artificial Intelligence: Structures and Strategies for complex problem Solving”, Fourth Edition, Pearson Education, 2002.
4. Artificial Intelligence and Expert Systems Development by D W Rolston-Mc Graw hill.
5. N.P. Padhy “Artificial Intelligence and Intelligent Systems” , Oxford University Press-2015

<b>INTRODUCTION TO DOT NET FRAMEWORK FOR APPLICATION DEVELOPMENT</b> <b>(OPEN ELECTIVE)</b> <b>(Effective from the academic year 2018 -2019)</b> <b>SEMESTER – VII</b>			
<b>Course Code</b>	<b>18CS754</b>	<b>CIE Marks</b>	40
<b>Number of Contact Hours/Week</b>	3:0:0	<b>SEE Marks</b>	60
<b>Total Number of Contact Hours</b>	40	<b>Exam Hours</b>	03
<b>CREDITS –3</b>			
<b>Course Learning Objectives:</b> This course (18CS754) will enable students to:			
<ul style="list-style-type: none"> <li>• Inspect Visual Studio programming environment and toolset designed to build applications for Microsoft Windows</li> <li>• Understand Object Oriented Programming concepts in C# programming language.</li> <li>• Interpret Interfaces and define custom interfaces for application.</li> <li>• Build custom collections and generics in C#</li> <li>• Construct events and query data using query expressions</li> </ul>			
<b>Module – 1</b>			<b>Teaching Hours</b>
<b>Introducing Microsoft Visual C# and Microsoft Visual Studio 2015:</b> Welcome to C#, Working with variables, operators and expressions, Writing methods and applying scope, Using decision statements, Using compound assignment and iteration statements, Managing errors and exceptions <b>T1: Chapter 1 – Chapter 6</b> <b>RBT: L1, L2</b>			08
<b>Module – 2</b>			
<b>Understanding the C# object model:</b> Creating and Managing classes and objects, Understanding values and references, Creating value types with enumerations and structures, Using arrays <b>Textbook 1: Ch 7 to 10</b> <b>RBT: L1, L2</b>			08
<b>Module – 3</b>			
Understanding parameter arrays, Working with inheritance, Creating interfaces and defining abstract classes, Using garbage collection and resource management <b>Textbook 1: Ch 11 to 14</b> <b>RBT: L1, L2</b>			08
<b>Module – 4</b>			
<b>Defining Extensible Types with C#:</b> Implementing properties to access fields, Using indexers, Introducing generics, Using collections <b>Textbook 1: Ch 15 to 18</b> <b>RBT: L1, L2</b>			08
<b>Module – 5</b>			
Enumerating Collections, Decoupling application logic and handling events, Querying in-memory data by using query expressions, Operator overloading <b>Textbook 1: Ch 19 to 22</b> <b>RBT: L1, L2</b>			08
<b>Course outcomes:</b> The students should be able to:			
<ul style="list-style-type: none"> <li>• Build applications on Visual Studio .NET platform by understanding the syntax and semantics of C#</li> <li>• Demonstrate Object Oriented Programming concepts in C# programming language</li> </ul>			



- Design custom interfaces for applications and leverage the available built-in interfaces in building complex applications.
- Illustrate the use of generics and collections in C#
- Compose queries to query in-memory data and define own operator behaviour

**Question paper pattern:**

The question paper will have TEN questions.

There will be TWO questions from each module.

Each question will have questions covering all the topics under a module.

The students will have to answer FIVE full questions, selecting ONE full question from each module.

**Text Books:**

1. John Sharp, Microsoft Visual C# Step by Step, 8<sup>th</sup> Edition, PHI Learning Pvt. Ltd. 2016

**Reference Books:**

1. Christian Nagel, "C# 6 and .NET Core 1.0", 1st Edition, Wiley India Pvt Ltd, 2016. Andrew Stellman and Jennifer Greene, "Head First C#", 3rd Edition, O'Reilly Publications, 2013.
2. Mark Michaelis, "Essential C# 6.0", 5th Edition, Pearson Education India, 2016.
3. Andrew Troelsen, "Prof C# 5.0 and the .NET 4.5 Framework", 6th Edition, Apress and Dreamtech Press, 2012.

**ARTIFICIAL INTELLIGENCE AND MACHINE LEARNING LABORATORY**  
**(Effective from the academic year 2018 -2019)**  
**SEMESTER – VII**

<b>Course Code</b>	<b>18CSL76</b>	<b>CIE Marks</b>	40
<b>Number of Contact Hours/Week</b>	0:0:2	<b>SEE Marks</b>	60
<b>Total Number of Lab Contact Hours</b>	36	<b>Exam Hours</b>	03
<b>Credits – 2</b>			
<b>Course Learning Objectives:</b> This course (18CSL76) will enable students to:			
<ul style="list-style-type: none"> <li>• Implement and evaluate AI and ML algorithms in and Python programming language.</li> </ul>			
<b>Descriptions (if any):</b>			
<b>Installation procedure of the required software must be demonstrated, carried out in groups and documented in the journal.</b>			
<b>Programs List:</b>			
1.	Implement A* Search algorithm.		
2.	Implement AO* Search algorithm.		
3.	For a given set of training data examples stored in a .CSV file, implement and demonstrate the Candidate-Elimination algorithm to output a description of the set of all hypotheses consistent with the training examples.		
4.	Write a program to demonstrate the working of the decision tree based ID3 algorithm. Use an appropriate data set for building the decision tree and apply this knowledge to classify a new sample.		
5.	Build an Artificial Neural Network by implementing the Backpropagation algorithm and test the same using appropriate data sets.		
6.	Write a program to implement the naïve Bayesian classifier for a sample training data set stored as a .CSV file. Compute the accuracy of the classifier, considering few test data sets.		
7.	Apply EM algorithm to cluster a set of data stored in a .CSV file. Use the same data set for clustering using k-Means algorithm. Compare the results of these two algorithms and comment on the quality of clustering. You can add Java/Python ML library classes/API in the program.		
8.	Write a program to implement k-Nearest Neighbour algorithm to classify the iris data set. Print both correct and wrong predictions. Java/Python ML library classes can be used for this problem.		
9.	Implement the non-parametric Locally Weighted Regression algorithm in order to fit data points. Select appropriate data set for your experiment and draw graphs		
<b>Laboratory Outcomes:</b> The student should be able to:			
<ul style="list-style-type: none"> <li>• Implement and demonstrate AI and ML algorithms.</li> <li>• Evaluate different algorithms.</li> </ul>			
<b>Conduct of Practical Examination:</b>			
<ul style="list-style-type: none"> <li>• Experiment distribution <ul style="list-style-type: none"> <li>○ For laboratories having only one part: Students are allowed to pick one experiment from the lot with equal opportunity.</li> <li>○ For laboratories having PART A and PART B: Students are allowed to pick one experiment from PART A and one experiment from PART B, with equal opportunity.</li> </ul> </li> <li>• Change of experiment is allowed only once and marks allotted for procedure to be made zero of the changed part only.</li> <li>• Marks Distribution (<i>Courseed to change in accordance with university regulations</i>) <ul style="list-style-type: none"> <li>q) For laboratories having only one part – Procedure + Execution + Viva-Voce: 15+70+15 = 100 Marks</li> <li>r) For laboratories having PART A and PART B <ul style="list-style-type: none"> <li>i. Part A – Procedure + Execution + Viva = 6 + 28 + 6 = 40 Marks</li> <li>ii. Part B – Procedure + Execution + Viva = 9 + 42 + 9 = 60 Marks</li> </ul> </li> </ul> </li> </ul>			

<b>INTERNET OF THINGS</b> (Effective from the academic year 2018 -2019) <b>SEMESTER – VIII</b>			
<b>Course Code</b>	<b>18CS81</b>	<b>CIE Marks</b>	40
<b>Number of Contact Hours/Week</b>	3:0:0	<b>SEE Marks</b>	60
<b>Total Number of Contact Hours</b>	40	<b>Exam Hours</b>	03
<b>CREDITS –3</b>			
<b>Course Learning Objectives:</b> This course (18CS81) will enable students to:			
<ul style="list-style-type: none"> <li>• Assess the genesis and impact of IoT applications, architectures in real world.</li> <li>• Illustrate diverse methods of deploying smart objects and connect them to network.</li> <li>• Compare different Application protocols for IoT.</li> <li>• Infer the role of Data Analytics and Security in IoT.</li> <li>• Identifysensor technologies for sensing real world entities and understand the role of IoT in various domains of Industry.</li> </ul>			
<b>Module 1</b>			<b>Contact Hours</b>
What is IoT, Genesis of IoT, IoT and Digitization, IoT Impact, Convergence of IT and IoT, IoT Challenges, IoT Network Architecture and Design, Drivers Behind New Network Architectures, Comparing IoT Architectures, A Simplified IoT Architecture, The Core IoT Functional Stack, IoT Data Management and Compute Stack. <b>Textbook 1: Ch.1, 2</b> <b>RBT: L1, L2, L3</b>			08
<b>Module 2</b>			
Smart Objects: The “Things” in IoT, Sensors, Actuators, and Smart Objects, Sensor Networks, Connecting Smart Objects, Communications Criteria, IoT Access Technologies. <b>Textbook 1: Ch.3, 4</b> <b>RBT: L1, L2, L3</b>			08
<b>Module 3</b>			
IP as the IoT Network Layer, The Business Case for IP, The need for Optimization, Optimizing IP for IoT, Profiles and Compliances, Application Protocols for IoT, The Transport Layer, IoT Application Transport Methods. <b>Textbook 1: Ch.5, 6</b> <b>RBT: L1, L2, L3</b>			08
<b>Module 4</b>			
Data and Analytics for IoT, An Introduction to Data Analytics for IoT, Machine Learning, Big Data Analytics Tools and Technology, Edge Streaming Analytics, Network Analytics, Securing IoT, A Brief History of OT Security, Common Challenges in OT Security, How IT and OT Security Practices and Systems Vary, Formal Risk Analysis Structures: OCTAVE and FAIR, The Phased Application of Security in an Operational Environment <b>Textbook 1: Ch.7, 8</b> <b>RBT: L1, L2, L3</b>			08
<b>Module 5</b>			
IoT Physical Devices and Endpoints - Arduino UNO: Introduction to Arduino, Arduino UNO, Installing the Software, Fundamentals of Arduino Programming. IoT Physical Devices and Endpoints - RaspberryPi: Introduction to RaspberryPi, About the RaspberryPi Board: Hardware Layout, Operating Systems on RaspberryPi, Configuring RaspberryPi, Programming RaspberryPi with Python, Wireless Temperature Monitoring System Using Pi, DS18B20 Temperature Sensor, Connecting Raspberry Pi via SSH, Accessing Temperature from DS18B20 sensors, Remote access to RaspberryPi, Smart and Connected Cities, An IoT			08

<p>Strategy for Smarter Cities, Smart City IoT Architecture, Smart City Security Architecture, Smart City Use-Case Examples.</p> <p><b>Textbook 1: Ch.12</b></p> <p><b>Textbook 2: Ch.7.1 to 7.4, Ch.8.1 to 8.4, 8.6</b></p> <p><b>RBT: L1, L2, L3</b></p>	
<p><b>Course Outcomes:</b> The student will be able to :</p> <ul style="list-style-type: none"> <li>• Interpret the impact and challenges posed by IoT networks leading to new architectural models.</li> <li>• Compare and contrast the deployment of smart objects and the technologies to connect them to network.</li> <li>• Appraise the role of IoT protocols for efficient network communication.</li> <li>• Elaborate the need for Data Analytics and Security in IoT.</li> <li>• Illustrate different sensor technologies for sensing real world entities and identify the applications of IoT in Industry.</li> </ul>	
<p><b>Question Paper Pattern:</b></p> <ul style="list-style-type: none"> <li>• The question paper will have ten questions.</li> <li>• Each full Question consisting of 20 marks</li> <li>• There will be 2 full questions (with a maximum of four sub questions) from each module.</li> <li>• Each full question will have sub questions covering all the topics under a module.</li> <li>• The students will have to answer 5 full questions, selecting one full question from each module.</li> </ul>	
<p><b>Textbooks:</b></p> <ol style="list-style-type: none"> <li>1. David Hanes, Gonzalo Salgueiro, Patrick Grossetete, Robert Barton, Jerome Henry, "<b>IoT Fundamentals: Networking Technologies, Protocols, and Use Cases for the Internet of Things</b>", 1<sup>st</sup>Edition, Pearson Education (Cisco Press Indian Reprint). (ISBN: 978-9386873743)</li> <li>2. Srinivasa K G, "<b>Internet of Things</b>", CENGAGE Learning India, 2017</li> </ol>	
<p><b>Reference Books:</b></p> <ol style="list-style-type: none"> <li>1. Vijay Madiseti and ArshdeepBahga, "<b>Internet of Things (A Hands-on-Approach)</b>", 1<sup>st</sup>Edition, VPT, 2014. (ISBN: 978-8173719547)</li> <li>2. Raj Kamal, "<b>Internet of Things: Architecture and Design Principles</b>", 1<sup>st</sup> Edition, McGraw Hill Education, 2017. (ISBN: 978-9352605224)</li> </ol>	
<p><b>Mandatory Note:</b></p> <p>Distribution of CIE Marks is as follows (Total 40 Marks):</p> <ul style="list-style-type: none"> <li>• 20 Marks through IA Tests</li> <li>• 20 Marks through practical assessment</li> </ul> <p><b>Maintain a copy of the report for verification during LIC visit.</b></p>	
<p><b>Possible list of practicals:</b></p> <ol style="list-style-type: none"> <li>1. Transmit a string using UART</li> <li>2. Point-to-Point communication of two Motes over the radio frequency.</li> <li>3. Multi-point to single point communication of Motes over the radio frequency.LAN (Sub-netting).</li> <li>4. I2C protocol study</li> <li>5. Reading Temperature and Relative Humidity value from the sensor</li> </ol>	

<b>MOBILE COMPUTING</b> (Effective from the academic year 2018 -2019) <b>SEMESTER – VIII</b>			
<b>Course Code</b>	<b>18CS821</b>	<b>CIE Marks</b>	40
<b>Number of Contact Hours/Week</b>	3:0:0	<b>SEE Marks</b>	60
<b>Total Number of Contact Hours</b>	40	<b>Exam Hours</b>	03
<b>CREDITS –3</b>			
<p><b>Course Learning Objectives:</b> This course (18CS821) will enable students to:</p> <ul style="list-style-type: none"> <li>• Define concepts of wireless communication.</li> <li>• Compare and contrast propagation methods, Channel models, capacity calculations multiple antennas and multiple user techniques used in the mobile communication.</li> <li>• Explain CDMA, GSM. Mobile IP, Wimax and Different Mobile OS</li> <li>• Illustrate various Markup Languages CDC, CLDC, MIDP; Programming for CLDC, MIDlet model and security concerns</li> </ul>			
<b>Module 1</b>			<b>Contact Hours</b>
<p>Mobile Computing Architecture: Architecture for Mobile Computing, 3-tier Architecture, Design Considerations for Mobile Computing. Emerging Technologies: Wireless broadband (WiMAX), Mobile IP: Introduction, discovery, Registration, Tunneling, Cellular IP, Mobile IP with IPv6. Wireless Networks : Global Systems for Mobile Communication (GSM): GSM Architecture, Entities, Call routing in GSM, PLMN Interface, GSM Addresses and Identities, Network Aspects in GSM, Mobility Management, GSM Frequency allocation. Short Service Messages (SMS): Introduction to SMS, SMS Architecture, SMMT, SMMO, SMS as Information bearer, applications</p> <p><b>Textbook1: 2.4 - 2.6, 4.4 - 4.6, 5, 6.</b> <b>RBT: L1, L2</b></p>			08
<b>Module 2</b>			
<p>GPRS and Packet Data Network, GPRS Network Architecture, GPRS Network Operations, Data Services in GPRS, Applications for GPRS, Billing and Charging in GPRS. Spread Spectrum technology, IS-95, CDMA versus GSM, Wireless Data, Third Generation Networks, Applications on 3G, Mobile Client: Moving beyond desktop, Mobile handset overview, Mobile phones and their features, PDA, Design Constraints in applications for handheld devices.</p> <p><b>Textbook 1: 7,9.2 - 9.7, 12.2 - 12.6</b> <b>RBT: L1, L2</b></p>			08
<b>Module 3</b>			
<p>Mobile OS and Computing Environment: Smart Client Architecture, The Client: User Interface, Data Storage, Performance, Data Synchronization, Messaging. The Server: Data Synchronization, Enterprise Data Source, Messaging. Mobile Operating Systems: WinCE, Palm OS, Symbian OS, Linux, Proprietary OS Client Development: The development process, Need analysis phase, Design phase, Implementation and Testing phase, Deployment phase, Development Tools, Device Emulators</p> <p><b>Textbook 2: 7, 8.</b> <b>RBT: L1, L2</b></p>			08
<b>Module 4</b>			
<p>Building Wireless Internet Applications: Thin client overview: Architecture, the client, Middleware, messaging Servers, Processing a Wireless request, Wireless Applications</p>			08

Protocol (WAP) Overview, Wireless Languages: Markup Languages, HDML, WML, 10 Hours HTML, cHTML, XHTML, VoiceXML. <b>Textbook 2: 11, 12, 13</b> <b>RBT: L1, L2</b>	
<b>Module 5</b>	
J2ME: Introduction, CDC, CLDC, MIDP; Programming for CLDC, MIDlet model, Provisioning, MIDlet life-cycle, Creating new application, MIDlet event handling, GUI in MIDP, Low level GUI Components, Multimedia APIs; Communication in MIDP, Security Considerations in MIDP. <b>Textbook 1: 15.1 - 15.10</b> <b>RBT: L1, L2</b>	08
<b>Course Outcomes:</b> The student will be able to :	
The students shall able to: <ul style="list-style-type: none"> <li>• Explain state of art techniques in wireless communication.</li> <li>• Discover CDMA, GSM. Mobile IP, Wimax</li> <li>• Demonstrate program for CLDC, MIDP let model and security concerns</li> </ul>	
<b>Question paper pattern:</b> The question paper will have ten questions. There will be 2 questions from each module. Each question will have questions covering all the topics under a module. The students will have to answer 5 full questions, selecting one full question from each module.	
<b>Text Books:</b> <ol style="list-style-type: none"> <li>1. Ashok Talukder, Roopa Yavagal, Hasan Ahmed: Mobile Computing, Technology, Applications and Service Creation, 2nd Edition, Tata McGraw Hill, 2010.</li> <li>2. Martyn Mallik: Mobile and Wireless Design Essentials, Wiley India, 2003</li> </ol>	
<b>Reference Books:</b> <ol style="list-style-type: none"> <li>1. Raj kamal: Mobile Computing, Oxford University Press, 2007.</li> <li>2. Iti Saha Misra: Wireless Communications and Networks, 3G and Beyond, Tata McGraw Hill, 2009.</li> </ol>	

<b>STORAGE AREA NETWORKS</b> (Effective from the academic year 2018 -2019) <b>SEMESTER – VII</b>			
<b>Course Code</b>	<b>18CS822</b>	<b>CIE Marks</b>	40
<b>Number of Contact Hours/Week</b>	3:0:0	<b>SEE Marks</b>	60
<b>Total Number of Contact Hours</b>	40	<b>Exam Hours</b>	03
<b>CREDITS –3</b>			
<b>Course Learning Objectives:</b> This course (18CS822) will enable students to:			
<ul style="list-style-type: none"> <li>• Evaluate storage architectures,</li> <li>• Define backup, recovery, disaster recovery, business continuity, and replication</li> <li>• Examine emerging technologies including IP-SAN</li> <li>• Understand logical and physical components of a storage infrastructure</li> <li>• Identify components of managing and monitoring the data center</li> <li>• Define information security and identify different storage virtualization technologies</li> </ul>			
<b>Module 1</b>			<b>Contact Hours</b>
<b>Storage System: Introduction to Information Storage:</b> Information Storage, Evolution of Storage Architecture, Data Center Infrastructure, Virtualization and Cloud Computing. <b>Data Center Environment:</b> Application Database Management System (DBMS), Host (Compute), Connectivity, Storage, Disk Drive Components, Disk Drive Performance, Host Access to Data, Direct-Attached Storage, Storage Design Based on Application <b>Textbook1 : Ch.1.1 to 1.4, Ch.2.1 to 2.10</b> <b>RBT: L1, L2</b>			08
<b>Module 2</b>			
<b>Data Protection - RAID :</b> RAID Implementation Methods, RAID Array Components, RAID Techniques, RAID Levels, RAID Impact on Disk Performance, RAID Comparison. <b>Intelligent Storage Systems :</b> Components of an Intelligent Storage System, Types of Intelligent Storage Systems. <b>Fibre Channel Storage Area Networks - Fibre Channel:</b> Overview, The SAN and Its Evolution, Components of FC SAN. <b>Textbook1 : Ch.3.1 to 3.6, Ch. 4.1, 4.3, Ch. 5.1 to 5.3</b> <b>RBT: L1, L2</b>			08
<b>Module 3</b>			
<b>IP SAN and FCoE:</b> iSCSI, FCIP, <b>Network-Attached Storage:</b> General-Purpose Servers versus NAS Devices, Benefits of NAS, File Systems and Network File Sharing, Components of NAS, NAS I/O Operation, NAS Implementations, NAS File-Sharing Protocols, Factors Affecting NAS Performance <b>Textbook1 : Ch.6.1, 6.2, Ch. 7.1 to 7.8</b> <b>RBT: L1, L2</b>			08
<b>Module 4</b>			
<b>Introduction to Business Continuity:</b> Information Availability, BC Terminology, BC Planning Life Cycle, Failure Analysis, Business Impact Analysis, BC Technology Solutions, <b>Backup and Archive:</b> Backup Purpose, Backup Considerations, Backup Granularity, Recovery Considerations, Backup Methods, Backup Architecture, Backup and Restore Operations, Backup Topologies, Backup in NAS Environments <b>Textbook1 : Ch.9.1 to 9.6, Ch. 10.1 to 10.9</b> <b>RBT: L1, L2</b>			08
<b>Module 5</b>			
<b>Local Replication:</b> Replication Terminology, Uses of Local Replicas, Replica Consistency , Local Replication Technologies, Tracking Changes to Source and Replica, Restore and Restart Considerations, Creating Multiple Replicas. <b>Remote Replication:</b> Modes of Remote			08

Replication, Remote Replication Technologies. <b>Securing the Storage Infrastructure:</b> Information Security Framework, Risk Triad, Storage Security Domains. Security Implementations in Storage Networking <b>Textbook1 : Ch.11.1 to 11.7, Ch. 12.1, 12.2, Ch. 14.1 to 14.4</b> <b>RBT: L1, L2</b>	
<b>Course Outcomes:</b> The student will be able to :	
<ul style="list-style-type: none"> <li>• Identify key challenges in managing information and analyze different storage networking technologies and virtualization</li> <li>• Explain components and the implementation of NAS</li> <li>• Describe CAS architecture and types of archives and forms of virtualization</li> <li>• Illustrate the storage infrastructure and management activities</li> </ul>	
<b>Question Paper Pattern:</b>	
<ul style="list-style-type: none"> <li>• The question paper will have ten questions.</li> <li>• Each full Question consisting of 20 marks</li> <li>• There will be 2 full questions (with a maximum of four sub questions) from each module.</li> <li>• Each full question will have sub questions covering all the topics under a module.</li> <li>• The students will have to answer 5 full questions, selecting one full question from each module.</li> </ul>	
<b>Textbooks:</b>	
1. EMC Education Services, <b>“Information Storage and Management”</b> , Wiley India Publications, 2009. ISBN: 9781118094839	
<b>Reference Books:</b>	
1. Paul Massiglia, Richard Barker, <b>"Storage Area Network Essentials: A Complete Guide to Understanding and Implementating SANs Paperback"</b> , 1st Edition, Wiley India Publications, 2008	



<b>NOSQL DATABASE</b> <b>(Effective from the academic year 2018 -2019)</b> <b>SEMESTER – VIII</b>			
<b>Course Code</b>	<b>18CS823</b>	<b>CIE Marks</b>	40
<b>Number of Contact Hours/Week</b>	3:0:0	<b>SEE Marks</b>	60
<b>Total Number of Contact Hours</b>	40	<b>Exam Hours</b>	03
<b>CREDITS –3</b>			
<b>Course Learning Objectives:</b> This course (18CS823) will enable students to:			
<ul style="list-style-type: none"> <li>• Define, compare and use the four types of NoSQL Databases (Document-oriented, Key-Value Pairs, Column-oriented and Graph).</li> <li>• Demonstrate an understanding of the detailed architecture, define objects, load data, query data and performance tune Column-oriented NoSQL databases.</li> <li>• Explain the detailed architecture, define objects, load data, query data and performance tune Document-oriented NoSQL databases.</li> </ul>			
<b>Module 1</b>			<b>Contact Hours</b>
Why NoSQL? The Value of Relational Databases, Getting at Persistent Data, Concurrency, Integration, A (Mostly) Standard Model, Impedance Mismatch, Application and Integration Databases, Attack of the Clusters, The Emergence of NoSQL, Aggregate Data Models; Aggregates, Example of Relations and Aggregates, Consequences of Aggregate Orientation, Key-Value and Document Data Models, Column-Family Stores, Summarizing Aggregate-Oriented Databases. More Details on Data Models; Relationships, Graph Databases, Schemaless Databases, Materialized Views, Modeling for Data Access, <b>Textbook1: Chapter 1,2,3</b> <b>RBT: L1, L2, L3</b>			08
<b>Module 2</b>			
Distribution Models; Single Server, Sharding, Master-Slave Replication, Peer-to-Peer Replication, Combining Sharding and Replication. Consistency, Update Consistency, Read Consistency, Relaxing Consistency, The CAP Theorem, Relaxing Durability, Quorums. Version Stamps, Business and System Transactions, Version Stamps on Multiple Nodes <b>Textbook1: Chapter 4,5,6</b> <b>RBT: L1, L2, L3</b>			08
<b>Module 3</b>			
Map-Reduce, Basic Map-Reduce, Partitioning and Combining, Composing Map-Reduce Calculations, A Two Stage Map-Reduce Example, Incremental Map-Reduce Key-Value Databases, What Is a Key-Value Store, Key-Value Store Features, Consistency, Transactions, Query Features, Structure of Data, Scaling, Suitable Use Cases, Storing Session Information, User Profiles, Preference, Shopping Cart Data, When Not to Use, Relationships among Data, Multioperation Transactions, Query by Data, Operations by Sets <b>Textbook1: Chapter 7,8</b> <b>RBT: L1, L2, L3</b>			08
<b>Module 4</b>			
Document Databases, What Is a Document Database?, Features, Consistency, Transactions, Availability, Query Features, Scaling, Suitable Use Cases, Event Logging, Content Management Systems, Blogging Platforms, Web Analytics or Real-Time Analytics, E-Commerce Applications, When Not to Use, Complex Transactions Spanning Different Operations, Queries against Varying Aggregate Structure <b>Textbook1: Chapter 9</b>			08

<b>RBT: L1, L2, L3</b>	
<b>Module 5</b>	
Graph Databases, What Is a Graph Database?, Features, Consistency, Transactions, Availability, Query Features, Scaling, Suitable Use Cases, Connected Data, Routing, Dispatch, and Location-Based Services, Recommendation Engines, When Not to Use. <b>Textbook1: Chapter 11</b> <b>RBT: L1, L2, L3</b>	08
<b>Course Outcomes:</b> The student will be able to :	
<ul style="list-style-type: none"> <li>• Define, compare and use the four types of NoSQL Databases (Document-oriented, Key/Value Pairs, Column-oriented and Graph).</li> <li>• Demonstrate an understanding of the detailed architecture, define objects, load data, query data and performance tune Column-oriented NoSQL databases.</li> <li>• Explain the detailed architecture, define objects, load data, query data and performance tune Document-oriented NoSQL databases.</li> </ul>	
<b>Question Paper Pattern:</b>	
<ul style="list-style-type: none"> <li>• The question paper will have ten questions.</li> <li>• Each full Question consisting of 20 marks</li> <li>• There will be 2 full questions (with a maximum of four sub questions) from each module.</li> <li>• Each full question will have sub questions covering all the topics under a module.</li> <li>• The students will have to answer 5 full questions, selecting one full question from each module.</li> </ul>	
<b>Textbooks:</b>	
1. Sadalage, P. & Fowler, NoSQL Distilled: A Brief Guide to the Emerging World of Polyglot Persistence, Pearson Addison Wesley, 2012	
<b>Reference Books:</b>	
<ol style="list-style-type: none"> <li>1. Dan Sullivan, "NoSQL For Mere Mortals", 1st Edition, Pearson Education India, 2015. (ISBN-13: 978-9332557338)</li> <li>2. Dan McCreary and Ann Kelly, "Making Sense of NoSQL: A guide for Managers and the Rest of us", 1st Edition, Manning Publication/Dreamtech Press, 2013. (ISBN-13: 978-9351192022)</li> <li>3. Kristina Chodorow, "Mongodb: The Definitive Guide- Powerful and Scalable Data Storage", 2nd Edition, O'Reilly Publications, 2013. (ISBN-13: 978-9351102694)</li> </ol>	

<b>MULTICORE ARCHITECTURE AND PROGRAMMING</b> (Effective from the academic year 2018 -2019) <b>SEMESTER – VII</b>			
<b>Course Code</b>	<b>18CS824</b>	<b>CIE Marks</b>	40
<b>Number of Contact Hours/Week</b>	3:0:0	<b>SEE Marks</b>	60
<b>Total Number of Contact Hours</b>	40	<b>Exam Hours</b>	03
<b>CREDITS –3</b>			
<b>Course Learning Objectives:</b> This course (18CS824) will enable students to:			
<ul style="list-style-type: none"> <li>• Define technologies of multicore architecture and performance measures</li> <li>• Demonstrate problems related to multiprocessing</li> <li>• Illustrate windows threading, posix threads, openmp programming</li> <li>• Analyze the common problems in parallel programming</li> </ul>			
<b>Module -1</b>			<b>Contact Hours</b>
Introduction to Multi-core Architecture Motivation for Concurrency in software, Parallel Computing Platforms, Parallel Computing in Microprocessors, Differentiating Multi-core Architectures from Hyper- Threading Technology, Multi-threading on Single-Core versus Multi-Core Platforms Understanding Performance, Amdahl’s Law, Growing Returns: Gustafson’s Law. System Overview of Threading : Defining Threads, System View of Threads, Threading above the Operating System, Threads inside the OS, Threads inside the Hardware, What Happens When a Thread Is Created, Application Programming Models and Threading, Virtual Environment: VMs and Platforms, Runtime Virtualization, System Virtualization. <b>Textbook 1: Ch.1, 2</b> <b>RBT: L1, L2, L3</b>			08
<b>Module -2</b>			
Fundamental Concepts of Parallel Programming :Designing for Threads, Task Decomposition, Data Decomposition, Data Flow Decomposition, Implications of Different Decompositions, Challenges You’ll Face, Parallel Programming Patterns, A Motivating Problem: Error Diffusion, Analysis of the Error Diffusion Algorithm, An Alternate Approach: Parallel Error Diffusion, Other Alternatives. Threading and Parallel Programming Constructs: Synchronization, Critical Sections, Deadlock, Synchronization Primitives, Semaphores, Locks, Condition Variables, Messages, Flow Control- based Concepts, Fence, Barrier, Implementation-dependent Threading Features <b>Textbook 1: Ch.3, 4</b> <b>RBT: L1, L2, L3</b>			08
<b>Module – 3</b>			
Threading APIs :ThreadingAPIs for Microsoft Windows, Win32/MFC Thread APIs, Threading APIs for Microsoft. NET Framework, Creating Threads, Managing Threads, Thread Pools, Thread Synchronization, POSIX Threads, Creating Threads, Managing Threads, Thread Synchronization, Signaling, Compilation and Linking. <b>Textbook 1: Ch.5</b> <b>RBT: L1, L2, L3</b>			08
<b>Module-4</b>			
OpenMP: A Portable Solution for Threading : Challenges in Threading a Loop, Loop-carried Dependence, Data-race Conditions, Managing Shared and Private Data, Loop Scheduling and Portioning, Effective Use of Reductions, Minimizing Threading Overhead, Work-sharing Sections, Performance-oriented Programming, Using Barrier and No wait, Interleaving Single-thread and Multi-thread Execution, Data Copy-in and Copy-out, Protecting Updates of Shared Variables, Intel Task queuing Extension to OpenMP, OpenMP Library Functions,			08

OpenMP Environment Variables, Compilation, Debugging, performance <b>Textbook 1: Ch.6</b> <b>RBT: L1, L2, L3</b>	
<b>Module-5</b>	
Solutions to Common Parallel Programming Problems : Too Many Threads, Data Races, Deadlocks, and Live Locks, Deadlock, Heavily Contended Locks, Priority Inversion, Solutions for Heavily Contended Locks, Non-blocking Algorithms, ABA Problem, Cache Line Ping-ponging, Memory Reclamation Problem, Recommendations, Thread-safe Functions and Libraries, Memory Issues, Bandwidth, Working in the Cache, Memory Contention, Cache-related Issues, False Sharing, Memory Consistency, Current IA-32 Architecture, Itanium Architecture, High-level Languages, Avoiding Pipeline Stalls on IA-32, Data Organization for High Performance. <b>Textbook 1: Ch.7</b> <b>RBT: L1, L2, L3</b>	08
<b>Course Outcomes:</b> The student will be able to :	
<ul style="list-style-type: none"> <li>• Identify the limitations of ILP and the need for multicore architectures</li> <li>• Define fundamental concepts of parallel programming and its design issues</li> <li>• Solve the issues related to multiprocessing and suggest solutions</li> <li>• Make out the salient features of different multicore architectures and how they exploit parallelism</li> <li>• Demonstrate the role of OpenMP and programming concept</li> </ul>	
<b>Question Paper Pattern:</b>	
<ul style="list-style-type: none"> <li>• The question paper will have ten questions.</li> <li>• Each full Question consisting of 20 marks</li> <li>• There will be 2 full questions (with a maximum of four sub questions) from each module.</li> <li>• Each full question will have sub questions covering all the topics under a module.</li> <li>• The students will have to answer 5 full questions, selecting one full question from each module.</li> </ul>	
<b>Textbooks:</b>	
1. Multicore Programming , Increased Performance through Software Multi-threading by Shameem Akhter and Jason Roberts , Intel Press , 2006	
<b>Reference Books:</b>	
<ol style="list-style-type: none"> <li>1. Yan Solihin, "Fundamentals of Parallel Multicore Architecture", 1st Edition, CRC Press/Taylor and Francis, 2015.</li> <li>2. GerassimosBarlas, "Multicore and GPU Programming: An Integrated Approach Paperback", 1st Edition, Morgan Kaufmann, 2014.</li> <li>3. Lyla B Das, "The x86 Microprocessors: 8086 to Pentium, Multicores, Atom and the 8051 Microcontroller: Architecture, Programming and Interfacing", 2nd Edition, Pearson Education India, 2014</li> </ol>	